



Ordering Information:

AW2547RF-XP - *

1 2

1.Part No.

2.Finish:

G - Gold over Nickel
(blank) - Tin over Nickel

SPECIFICATIONS

- Voltage rating: 250V AC,DC
- Current rating: 3A AC,DC
- Withstanding Voltage: 1500V AC/minute
- Insulation resistance:1000MΩ min
- Temperature range: -40℃--+105℃

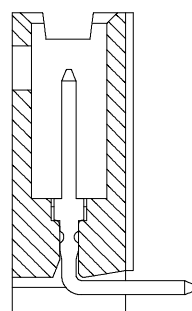
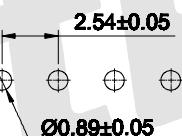
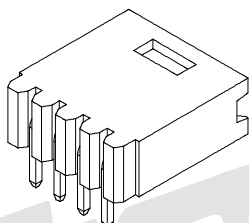
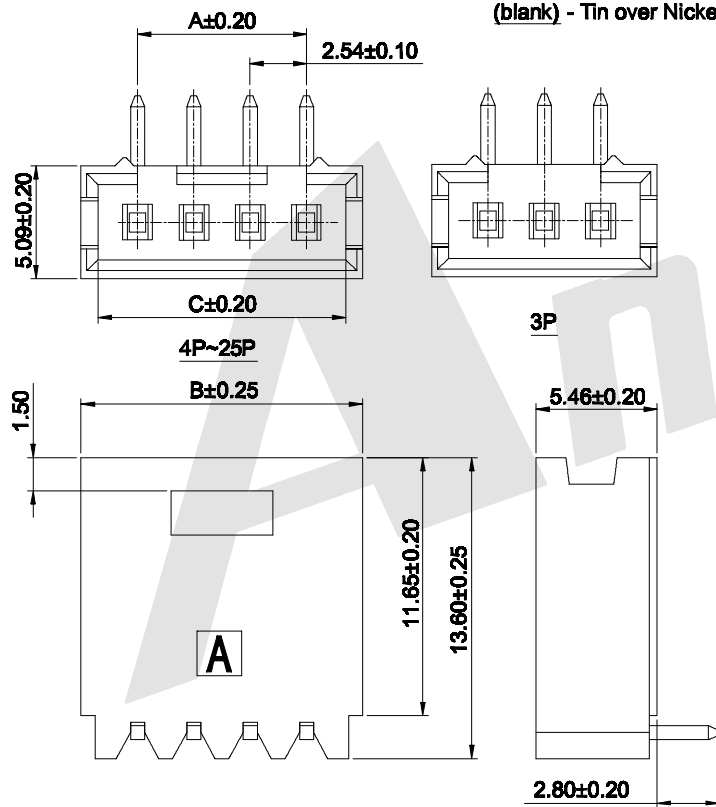
WAFER

- Part NO: AW2547RF-xP-G
- Material: Pin: Brass/Gold over Nickel
Insulator: PBT, UL94V-0
- Mates with: AH2549D series Single Row Housing
- Color: Black

Ordering Information & Dimensions:

Poles	Part No.	Dimensions (mm)		
		A	B	C
03	AW2547RF-03P-G	5.08	10.16	8.13
04	AW2547RF-04P-G	7.62	12.70	10.67
05	AW2547RF-05P-G	10.16	15.24	13.21
06	AW2547RF-06P-G	12.70	17.78	15.75
07	AW2547RF-07P-G	15.24	20.32	18.29
08	AW2547RF-08P-G	17.78	22.86	20.83
09	AW2547RF-09P-G	20.32	25.40	23.37
10	AW2547RF-10P-G	22.86	27.94	25.91
11	AW2547RF-11P-G	25.40	30.48	28.45
12	AW2547RF-12P-G	27.94	33.02	30.99
13	AW2547RF-13P-G	30.48	35.56	33.53
14	AW2547RF-14P-G	33.02	38.10	36.07
15	AW2547RF-15P-G	35.56	40.64	38.61
16	AW2547RF-16P-G	38.10	43.18	41.15
17	AW2547RF-17P-G	40.64	45.72	43.69
18	AW2547RF-18P-G	43.18	48.26	46.23
19	AW2547RF-19P-G	45.72	50.80	48.77
20	AW2547RF-20P-G	48.26	53.34	51.31
21	AW2547RF-21P-G	50.80	55.88	53.85
22	AW2547RF-22P-G	53.34	58.42	56.39
23	AW2547RF-23P-G	55.88	60.96	58.93
24	AW2547RF-24P-G	58.42	63.50	61.47
25	AW2547RF-25P-G	60.96	66.04	64.01

Unit:mm



Unless Otherwise specified tolerance

I ± 0.35 I, XX: ± 0.20
I, X: ± 0.25 I, XXX: ± 0.15

SCALE: As Shown UNIT: mm

DRAW Jack Bao DATE 06/22/2018

CHECK Bob Yang DATE 06/22/2018



Antenk ANTENK ELECTRONICS CO.,LTD
Http://www.antenk.com
E-mail:sales@antenk.com

TITLE: 2.54mm pitch 90° Wafer Connector Series

DRAWING NO: AW2547RF-xP-G

PRODUCT NO: AW2547RF-xP-G

REV DESCRIPTION

DATE

1 2 3 4 5 6 7 8