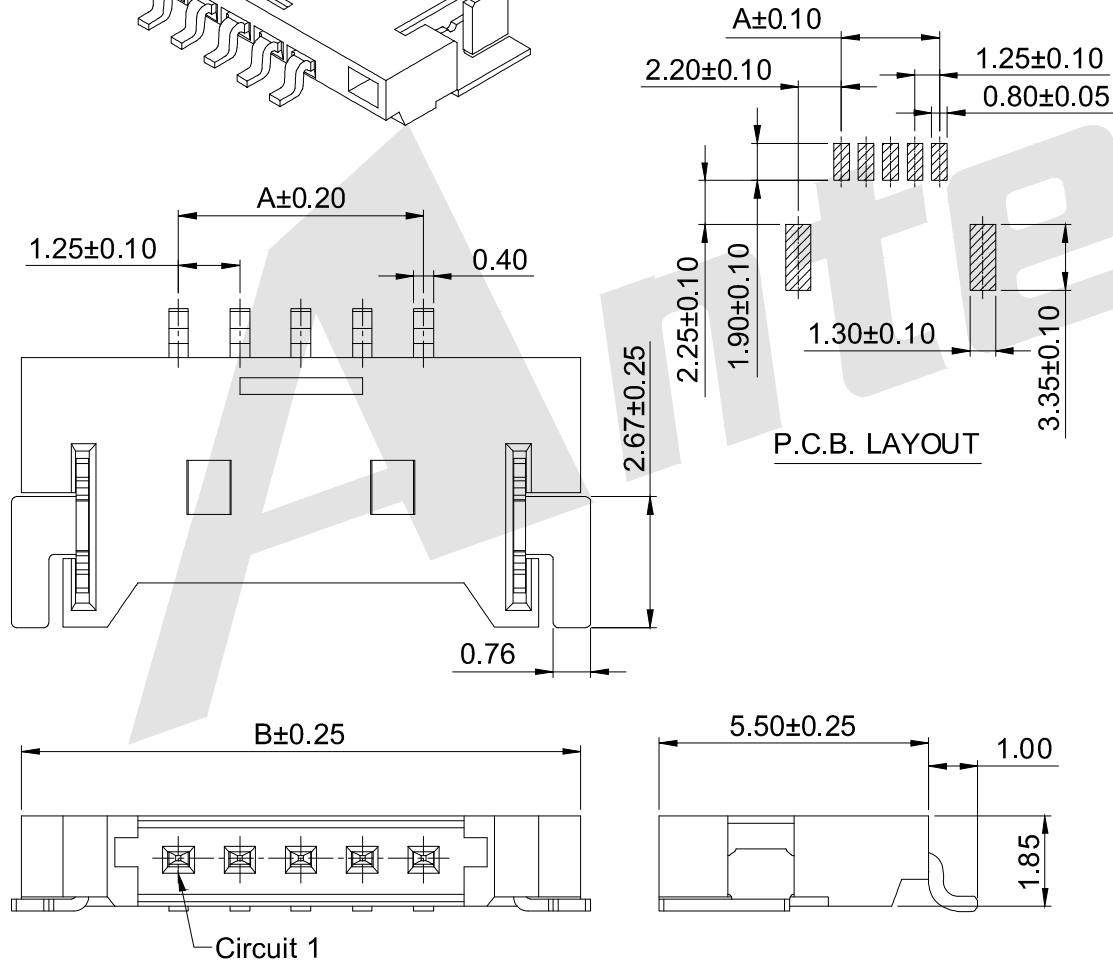
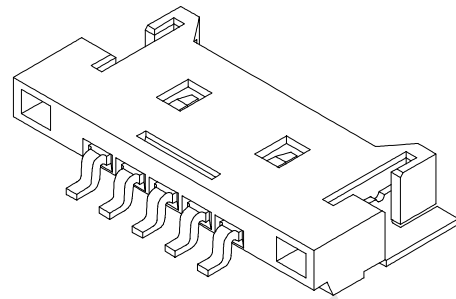


HSF



P.C.B. LAYOUT

SPECIFICATIONS

- Voltage rating: 125V AC,DC
- Current rating: 1A AC,DC
- Withstanding Voltage: 500V AC/minute
- Insulation resistance:100MΩ min
- Temperature range: -40℃+105℃

WAFER

- Part NO: AW1254R-S-xP
- Material: Pin: Brass/Tin over Nickel on solder area
Gold over Nickel on contact area
Solder Tabs: Brass/Tin over Nickel
Insulator: Nylon 6T, UL94V-0
- Mates with: AH1254 series Housing
- Color: Beige

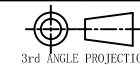
Ordering Information & Dimensions:

Poles	Part No.	Dimensions		Poles	Part No.	Dimensions	
		A	B			A	B
02	AW1254R-S-02P	1.25	7.65	17	AW1254R-S-17P	20.00	26.40
03	AW1254R-S-03P	2.50	8.90	18	AW1254R-S-18P	21.25	27.65
04	AW1254R-S-04P	3.75	10.15	19	AW1254R-S-19P	22.50	28.90
05	AW1254R-S-05P	5.00	11.40	20	AW1254R-S-20P	23.75	30.15
06	AW1254R-S-06P	6.25	12.65	21	AW1254R-S-21P	25.00	31.40
07	AW1254R-S-07P	7.50	13.90	22	AW1254R-S-22P	26.25	32.65
08	AW1254R-S-08P	8.75	15.15	23	AW1254R-S-23P	27.50	33.90
09	AW1254R-S-09P	10.00	16.40	24	AW1254R-S-24P	28.75	35.15
10	AW1254R-S-10P	11.25	17.65	25	AW1254R-S-25P	30.00	36.40
11	AW1254R-S-11P	12.50	18.90	26	AW1254R-S-26P	31.25	37.65
12	AW1254R-S-12P	13.75	20.15	27	AW1254R-S-27P	32.50	38.90
13	AW1254R-S-13P	15.00	21.40	28	AW1254R-S-28P	33.75	40.15
14	AW1254R-S-14P	16.25	22.65	29	AW1254R-S-29P	35.00	41.40
15	AW1254R-S-15P	17.50	23.90	30	AW1254R-S-30P	36.25	42.65
16	AW1254R-S-16P	18.75	25.15				

Unit:mm

Unless otherwise specified tolerance
 X. ±0.35 X.XX: ±0.20
 X.X: ±0.25 X.XXX: ±0.15

SCALE: As Shown UNIT: mm
 DRAW Jack Bao DATE 11/04/2017
 CHECK Bob Yang DATE 11/04/2017



Antenk® ANTENK ELECTRONICS CO., LTD
 Http://www.antenk.com
 E-mail:sales@antenk.com

TITLE: 1.25mm pitch 90° Wafer-SMT Connector Series

DRAWING NO: AW1254R-S-xP

PRODUCT NO: AW1254R-S-xP

REV	DESCRIPTION	DATE