

HSF

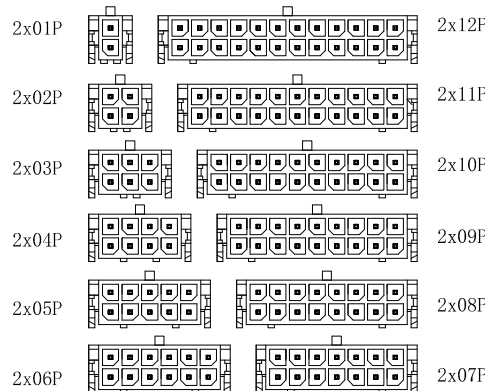
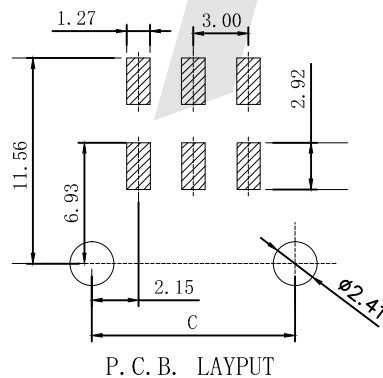
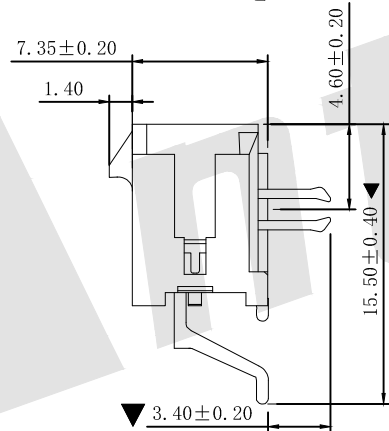
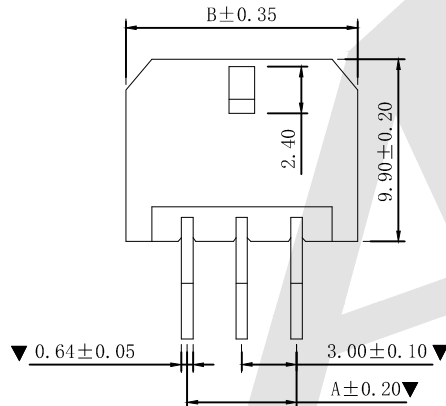
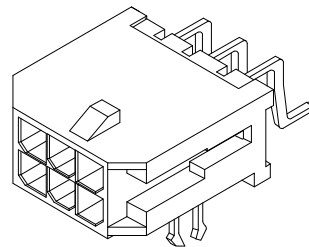
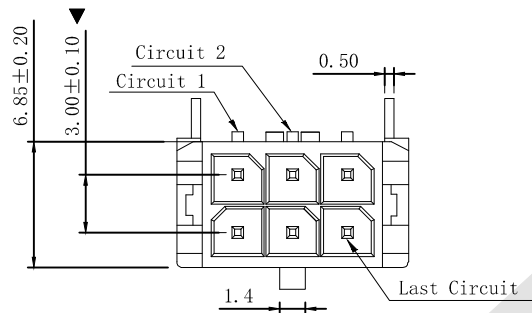


SPECIFICATIONS

- Voltage rating: 250V AC/DC
- Current rating: 5A, AC, DC
- Withstanding Voltage: 1500V AC/minute
- Insulation resistance: 1000MΩ min
- Temperature range: -25°C~+85°C
- Contact resistance: 20mΩ max

WAFER

- Part NO: AW3045SRD-2xNP
- Poles: 02-24P
- Housing Material: LCP UL94 V-0 Black
- Ter Material: Brass
- Solder Tabs Plating: Tin-Plated
- The Dimension Marked “▼” Must Be Recorded



Poles	Part No.	Dimensions (mm)		
		A	B	C
2	AW3045SRD-2*1Y	---	6.65	4.30
4	AW3045SRD-2*2Y	3.00	9.65	7.30
6	AW3045SRD-2*3Y	6.00	12.65	10.30
8	AW3045SRD-2*4Y	9.00	15.65	13.30
10	AW3045SRD-2*5Y	12.00	18.65	16.30
12	AW3045SRD-2*6Y	15.00	21.65	19.30
14	AW3045SRD-2*7Y	18.00	24.65	22.30
16	AW3045SRD-2*8Y	21.00	27.65	25.30
18	AW3045SRD-2*9Y	24.00	30.65	28.30
20	AW3045SRD-2*10Y	27.00	33.65	31.30
22	AW3045SRD-2*11Y	30.00	36.65	34.30
24	AW3045SRD-2*12Y	33.00	39.65	37.30

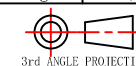
Unless otherwise specified tolerance  
 X. ±0.35 X.XX: ±0.20  
 X.X: ±0.25 X.XXX: ±0.15



ANTENK ELECTRONICS CO., LTD  
[Http://www.antenk.com](http://www.antenk.com)  
 E-mail: sales@antenk.com

SCALE: As Shown	UNIT: mm
DRAW Jack Bao	DATE 07/09/2017
CHECK Bob Yang	DATE 07/09/2017

TITLE: MX3.0mm SMT 90° With forking grounding Wafer Connector Series



DRAWING NO: AW3045SRD-2xNP

PRODUCT NO: AW3045SRD-2xNP

REV	DESCRIPTION	DATE
1		
2		