

HSF



ROHS

Ordering information:

AW2515V-XP - <sup>\*\*</sup>/<sub>2</sub> - <sup>\*\*</sup>/<sub>3</sub>

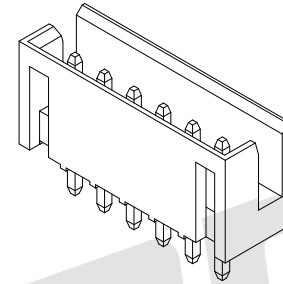
1.Part No.

2.Finish:

(blank)-Tin over Nickel  
G-Gold over Nickel

3.Material:

(blank)-Nylon 66,UL94v-0  
GWT:Nylon 66,UL94v-0 GWT 750°C

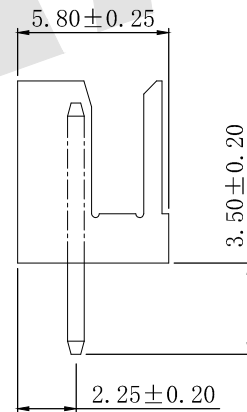
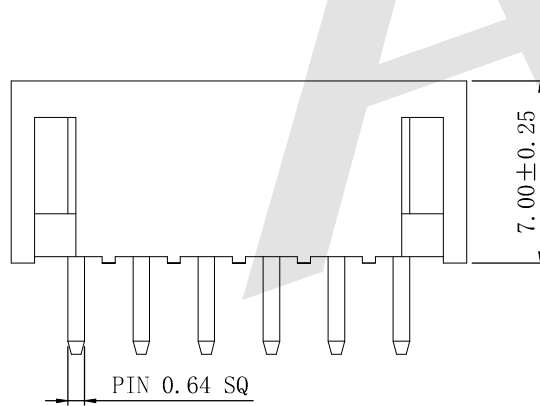
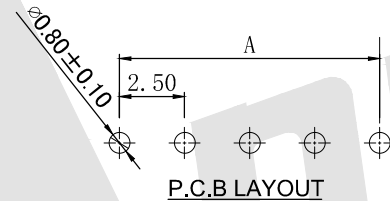
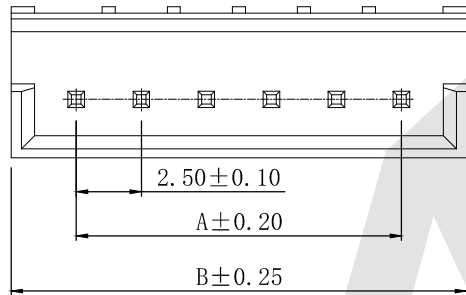


SPECIFICATIONS

- Voltage rating: 100V AC,DC
- Current rating: 2A AC,DC
- Withstanding Voltage: 750V AC/minute
- Insulation resistance:500MΩ min
- Temperature range: -40°C~+105°C

WAFER

- Part NO: AW2515V-xP
- Material: Pin: Brass/Tin over Nickel  
Insulator: Nylon 66, UL94V-0
- Mates with: AH2515 series Housing
- Color: Black



Ordering Information & Dimensions:

PART NO.	Dimensions	
	A	B
AW2515V-2P	2.50	7.50
AW2515V-3P	5.00	10.00
AW2515V-4P	7.50	12.50
AW2515V-5P	10.00	15.00
AW2515V-6P	12.50	17.50
AW2515V-7P	15.00	20.00
AW2515V-8P	17.50	22.50
AW2515V-9P	20.00	25.00
AW2515V-10P	22.50	27.50
AW2515V-11P	25.00	30.00
AW2515V-12P	27.50	32.50
AW2515V-13P	30.00	35.00
AW2515V-14P	32.50	37.50
AW2515V-15P	35.00	40.00
AW2515V-16P	37.50	42.50
AW2515V-17P	37.50	45.00
AW2515V-18P	40.00	47.50
AW2515V-19P	45.00	50.00
AW2515V-20P	47.50	52.50

Unit: mm

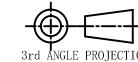
Unless Otherwise specified tolerance  
X. ±0.35 X.XX: ±0.20  
X.X: ±0.25 X.XXX: ±0.15



ANTENK ELECTRONICS CO., LTD  
Http://www.antenk.com  
E-mail:sales@antenk.com

SCALE: As Shown	UNIT: mm
DRAW Jack Bao	DATE 5/15/2018
CHECK Bob Yang	DATE 5/15/2018

TITLE: 2.50mm pitch 180° Wafer Connector Series



DRAWING NO: AW2515V-xP

PRODUCT NO: AW2515V-xP

REV	DESCRIPTION	DATE
1		
2		
3		
4		
5		