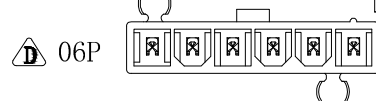
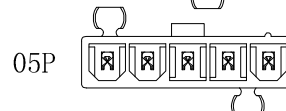
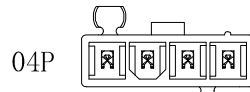
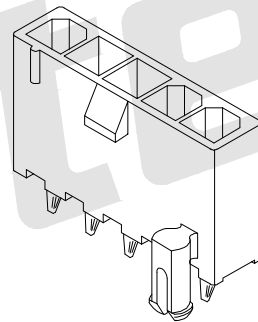
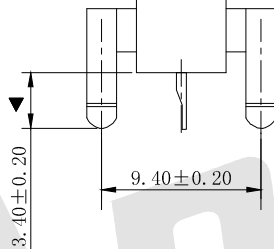
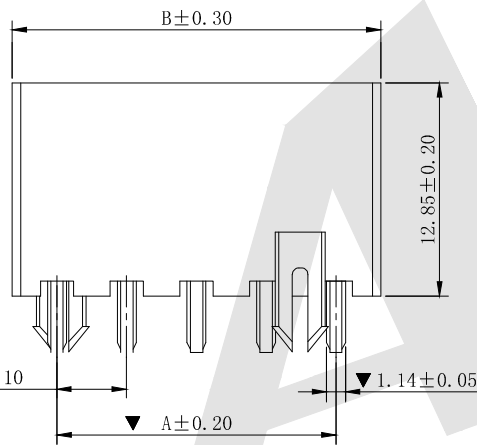
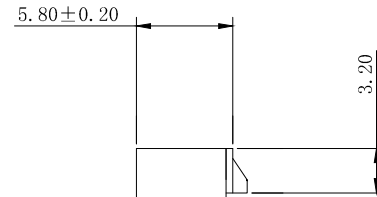
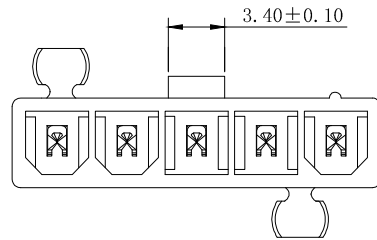


HSF



PART NO	Dimensions(mm)	
	A	B
03	8.40	13.80
04	12.60	18.00
05	16.80	22.20
06	21.00	26.40

SPECIFICATIONS

- Voltage Rating: 600V AC/DC
- Current Rating: 7A, AC, DC
- Withstanding Voltage: 1500V AC/minute
- Insulation Resistance: 1000MΩ min
- Temperature Range: -25°C~+85°C
- Contact Resistance: 20mΩ max

WAFER

- Part NO: AW4202VTH-1xNP-XXXX
- Poles: 02-06P
- Housing Material: Nylon66 UL94V-2 or UL94V-0
- Pin Material: Brass
- Contact Area Plating: Tin-Plated or Gold-Flash
- Mates With: AH4201 Single Row Receptacle
- The Dimension Marked "▼" Must Be Recorded

AW4202VTH-1xNP-XX XX

INSTUATOR/COLER

NONE:PA66-V2

NATURAL

BK:PA66-V2 BLACK

V0:PA66-V0 NATURAL

VOBK:PA66-V0 BLACK

LP:LCP-V0 NATURAL

LPBK:LCP-V0 BLACK

9T:PA9T-V0 NATURAL

9TBK:PA9T-V0 BLACK

CONTACT FINISH

NONE:TIN-PLATED

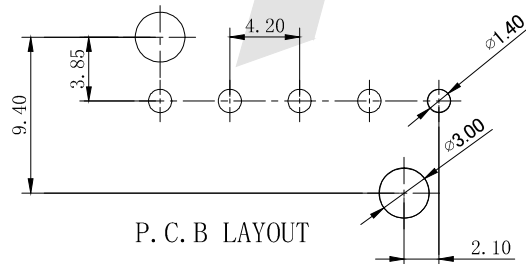
SW:TIN PLATED FOG

G:GOLD-FLASH

G3:3U" GOLD

G10:10U" GOLD

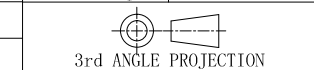
G15:15U" GOLD



CIRCUIT SIZE LAYOUT

Unless Otherwise specified tolerance  
 X. ±0.35 X.XX: ±0.20  
 X.X: ±0.25 X.XXX: ±0.15

SCALE: As Shown UNIT: mm  
 DRAW Wu Feng Rong DATE 06/11/2021  
 CHECK Bob Yang DATE 06/21/2021



**Antenk** ANTENK ELECTRONICS CO., LTD  
 Http://www.antenk.com  
 E-mail:sales@antenk.com

TITLE: ATX4.20mm 180° Wafer Connector Series With Harpoon

DRAWING NO: AW4202VTH-1xNP-XXXX

PRODUCT NO: AW4202VTH-1xNP-XXXX

REV	DESCRIPTION	DATE