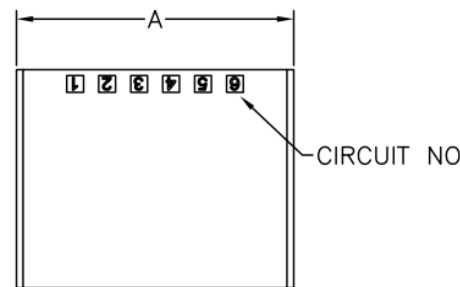
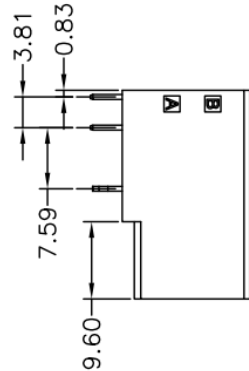
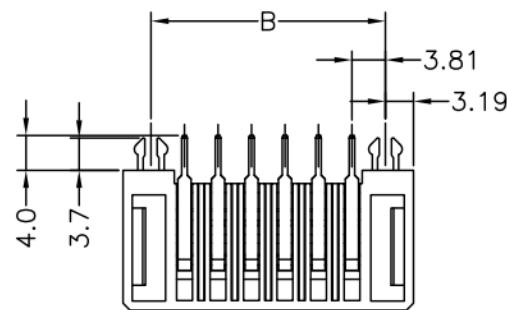
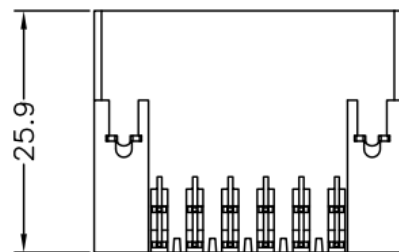


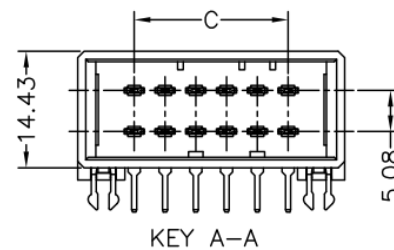
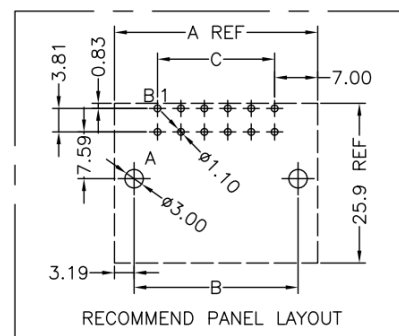
HSF



ROHS



PIN	A	B	C
2x2	17.81	11.43	3.81
2x3	21.62	15.24	7.62
2x4	25.43	19.05	11.43
2x5	29.24	22.86	15.24
2x6	33.05	26.67	19.05
2x8	40.67	34.29	26.67
2x10	48.29	41.91	34.29



Specifications
 Electronics:
 Voltage rating: 250V AC/DC
 Rated insulation voltage: 1500V AC/DC
 Contact Resistance: 10mΩ
 Temperature range: -55°C to +105°C
 Applicable wire: AWG #28 to #14
 Current rating: Unit: A

poles	2	4	6	20
A	15	12	9.5	8

Materials
 Housing:
 PA66+30%GF,UL94V-0,Black
 Contact: Brass
 Finish: Gold plated 3u" over nickel

Ordering Information:

AW3811R-2xNP-F-B-02
 ① ② ③ ④ ⑤

- ① Part No.
- ② Pin No.: 2x02~2x10
- ③ Gender: Female
- ④ Board Side: B
- ⑤ Serial No.: 02

Unless Otherwise specified tolerance
 X.±0.35 X.XX:±0.20
 X.X:±0.25 X.XXX:±0.15

SCALE: As Shown UNIT: mm
 DRAW ZLA DATE 08/06/2022
 CHECK BobYang DATE 08/06/2022



Antenk® ANTENK ELECTRONICS CO.,LTD
 Http://www.antenk.com
 E-mail:sales@antenk.com

TITLE:
 3.81mm Pitch 90° Female Wafer Connector Board Side

DRAWING NO: AW3811R-2xNP-F-B-02

PRODUCT NO: AW3811R-2xNP-F-B-02

REV	DESCRIPTION	DATE