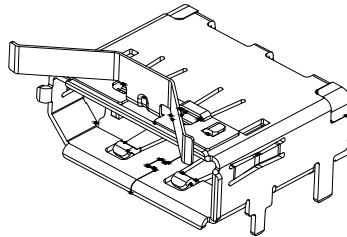
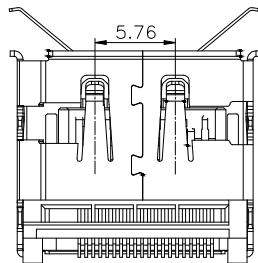
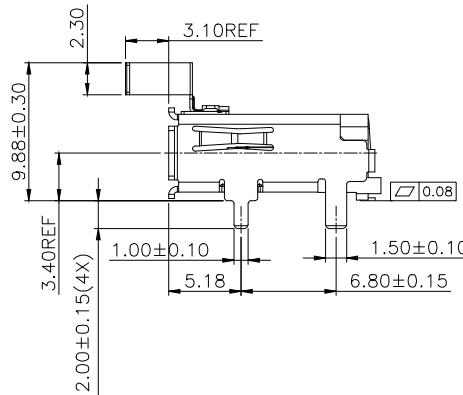
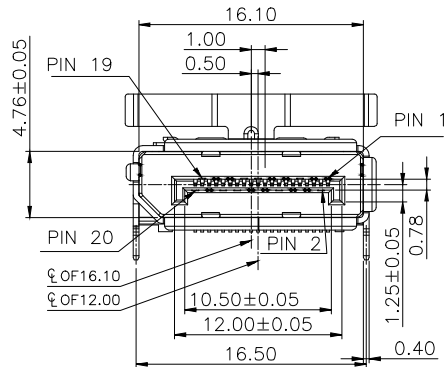
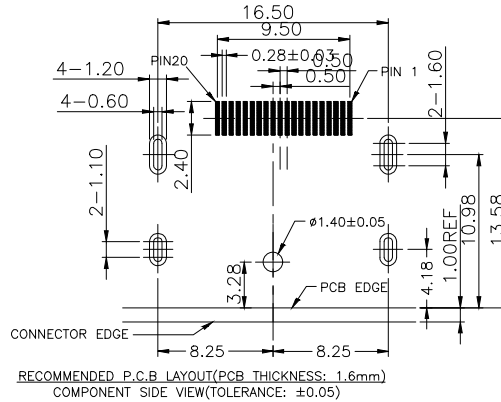
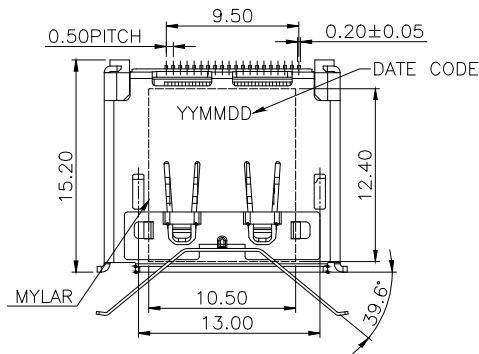


HSF



ROHS



NOTE:

1.MATERIAL:

- 1.1 HOUSING: LCP, UL 94V-0
- COLOR: BLACK.
- 1.2 CONTACT: C2680, T=0.20mm.
- 1.3 SHIELD: C2680, T=0.40mm.
- 1.4 COVER: LCP,UL 94V-0

2.FINISH:

- 2.1 CONTACT: GOLD(1u") PLATING IN CONTACT AREA, 80u"MIN Tin PLATED IN SOLDER AREA, 50u" MIN. NICKEL UNDERPLATED OVERALL.
- 2.2 SHIELD: 50u" MIN. NICKEL UNDERPLATED OVERALL.

3.MECHANICAL CHARACTERISTICS

- 3.1 RATING CURRENT: 0.5A
- 3.2 RATING VOLTAGE: 40V
- 3.3 CONTACT RESISTANCE: 40 mΩ MAX
- 3.4 INSULATION RESISTANCE:
 - a, UNMATED: 100MΩ MIN AT 500 VDC
 - b, MATED: 10M OHMS MIN AT 150 VDC
- 3.5 DIELECTRIC WITHSTANDING VOLTAGE: 500V AC/1MINUTE
- 3.6 DURABILITY: 10000 CYCLES.
- 3.7 MATING FORCE: 4.5KGF MAX. UNMATING FORCE: 1~4 KGF.
- 3.8 OPERATING TEMPERATURE: -20°C--+85°C
- 3.9 STORAGE TEMPERATURE: -20°C--+65°C

4. NOTES:

- 4.1 ALL COMPONENTS ARE RoHS COMPLIANT.
- 4.2 RESISTANCE TO SOLDERING HEAT: 265°C FOR 10 SECONDS.

Ordering Code:

DP - F - X - X - 07
 ① ② ③ ④ ⑤

① Series No:

② Male / female:
 F: female

③ Contact Plating:

- 1: Selective 1u"
- 2: Selective 3u"
- 3: Selective 5u"
- 4: Selective 15u"
- 5: Selective 30u"
- 6: All Gold

④ Shell Plating:
 1:Nickl Platk
 2:Tin-Lkad Plated
 3:Gold Platkd

⑤ Series Number:
 07

Unless Otherwise specified tolerance
 X. ±0.35 X.XX: ±0.20
 X.X: ±0.25 X.XXX: ±0.15

SCALE: As Shown UNIT: mm

DRAW: TMX DATE: 23/03/2022

CHECK: BobYang DATE: 23/03/2022



Antenk ANTENK ELECTRONICS CO.,LTD
 Http://www.antenk.com
 E-mail:sales@antenk.com

TITLE: DISPLAY PORT SMT WITH CLIPS, SHELL
 LEG 2.0MM

DRAWING NO: DP-FXX07

PRODUCT NO: DP-FXX07

REV DESCRIPTION DATE

1 2 3 4 5 6 7 8