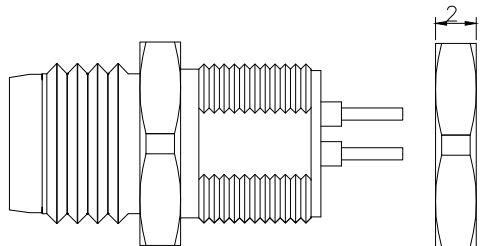
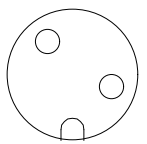
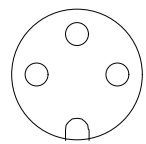
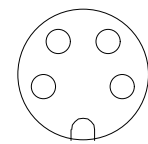
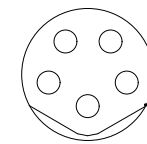
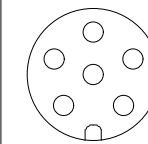
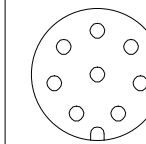
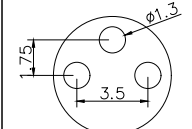
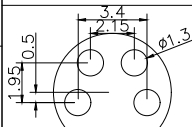
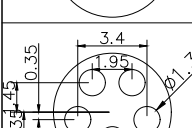
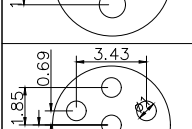
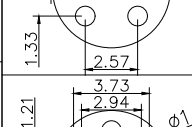
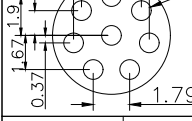


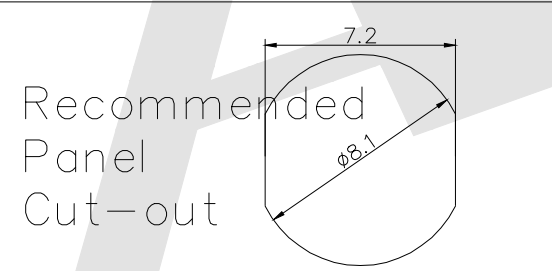
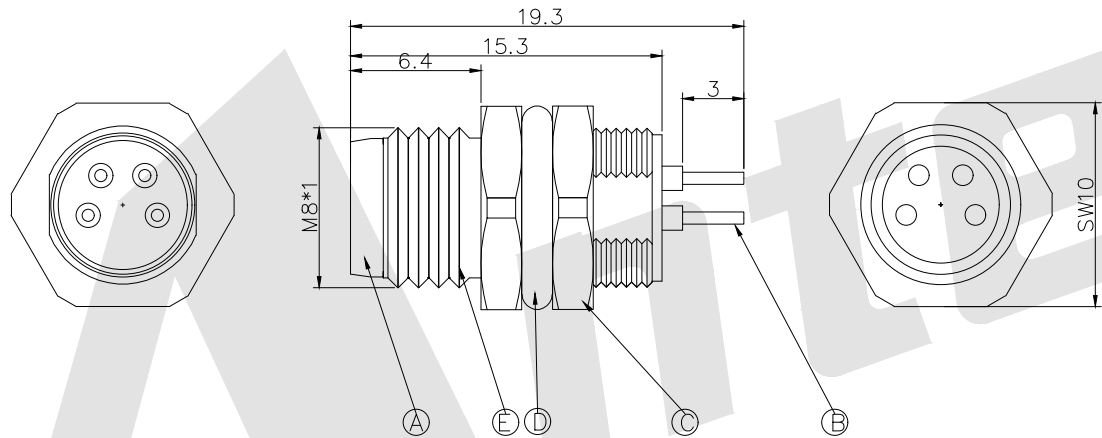
HSF  RoHS



	2 Pin	3 Pin	4 Pin	5 Pin	6 Pin	8 Pin
Pin						
CODE	A-CODE	A-CODE	A-CODE	B-CODE	A-CODE	A-CODE

PCB Layout Reference



Engagement force	≤30N	Rated voltage	2-5pin: 60v DC 6-8pin: 30V DC
Isengagement force	≥5N	Rated current	2-5pin: 4A 6-8pin: 2A
mechanical lifespan	≥500	Insulation resistance	≥1000 MΩ
IP rating	IP67/IP68	Contact resistance	≤10mΩ
Flammability	UL94 v-0	Operation Temperature	-40 T0+105℃

Order Code:
M802 - XP - M - 003
① ② ③ ④
① Type of M series : M802
② NO. of PINS: 02~08
③ Gender option: Male
④ Series number: 003

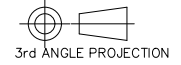
E	Over Mold	1	NICKL PLATED BRASS
D	O RING	1	SILIGONE RED
C	NUT	1	NICKL PLATED BRASS
B	male PIN	/	GOLD PLATED BRASS
A	BODY	1	PA66+GF BLACK
Item	PART NAME	QTY	MATERIAL /FINISH

Unless Otherwise specified tolerance
X.±0.35 X.XX:±0.20
X.X:±0.25 X.XXX:±0.15
SCALE: As Shown UNIT: mm
DRAW ZLA DATE 24/05/2022
CHECK BobYang DATE 24/05/2022

Antenk® ANTENK ELECTRONICS CO.,LTD
Http://www.antenk.com
E-mail:sales@antenk.com

TITLE: M8 2~8P Male Waterproof Board Side
Lock Back Panel DIP 180° SW10

DRAWING NO: M802-XP-M-003
PRODUCT NO: M802-XP-M-003



REV	DESCRIPTION	DATE