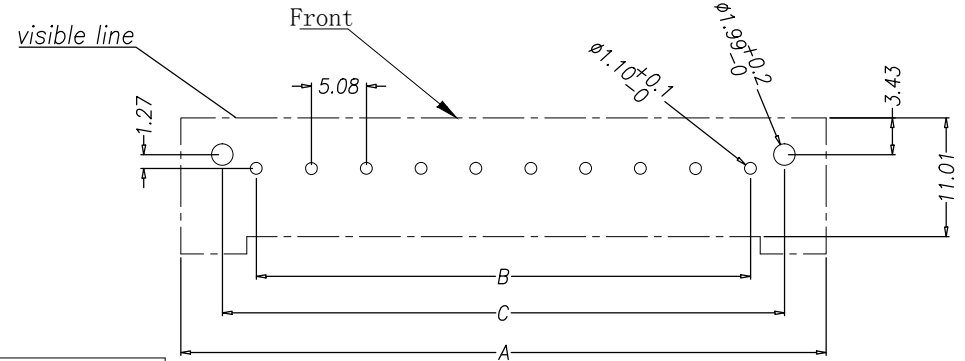
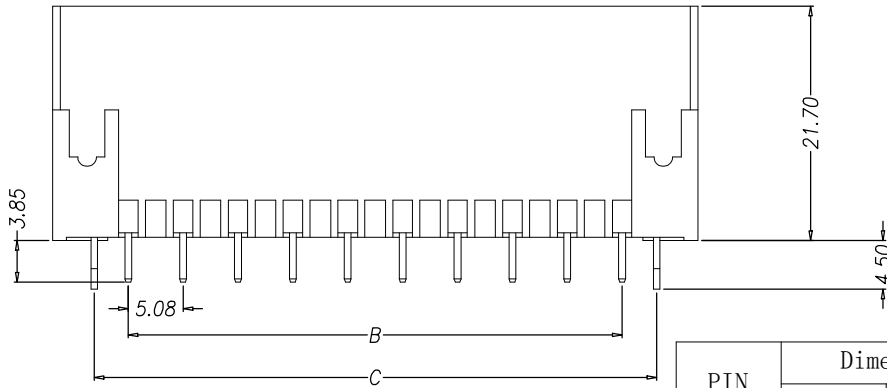
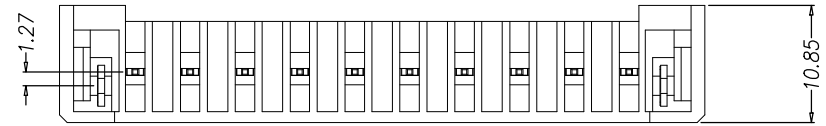
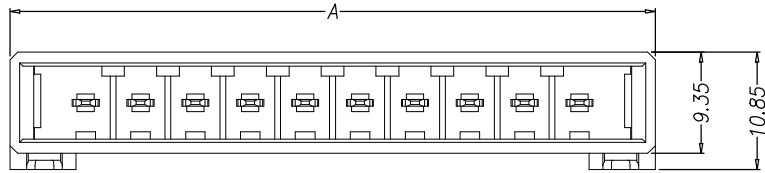


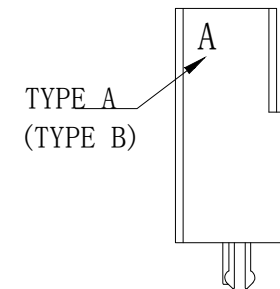
HSF



ROHS



PCB hole size thickness 1~1.6mm



NOTE:

Electric

Rated Voltage:600v AC,DC

Rated Current:single pole $\leq 16A$

Contact Resistance: $\leq 10m\Omega$

Proof Voltage:2200V AC(1 min)

operating Temperature:-55°C + 105°C

Materials

Terminal:brass

Surface Treatment:Nickel plating gold

Housing:glass fiber reinforced PBT,UL94V-0, black

Part NO.: AW5081S-XP

PIN	Dimensions (mm)		
	A	B	C
2	19.08	5.08	11.43
3	24.16	10.16	16.51
4	29.24	15.24	21.59
5	34.32	20.32	26.67
6	39.40	25.40	31.75
7	44.48	30.48	36.83
8	49.56	35.56	41.91
9	54.64	40.64	46.99
10	59.72	45.72	52.07

Unless Otherwise specified tolerance
 X. ± 0.35 X.XX: ± 0.20
 X.X: ± 0.25 X.XXX: ± 0.15



ANTENK ELECTRONICS CO.,LTD

Http://www.antenk.com

E-mail:sales@antenk.com

SCALE: As Shown UNIT: mm

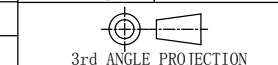
DRAW: TMX DATE: 13/01/2022

CHECK: BobYang DATE: 13/01/2022

TITLE:
5.08mm dynamic 180° wafer connector

DRAWING NO: AW5081S-XP

PRODUCT NO: AW5081S-XP



3rd ANGLE PROJECTION

11/09/2020

DATE

REV DESCRIPTION

1 2 3 4 5 6 7 8