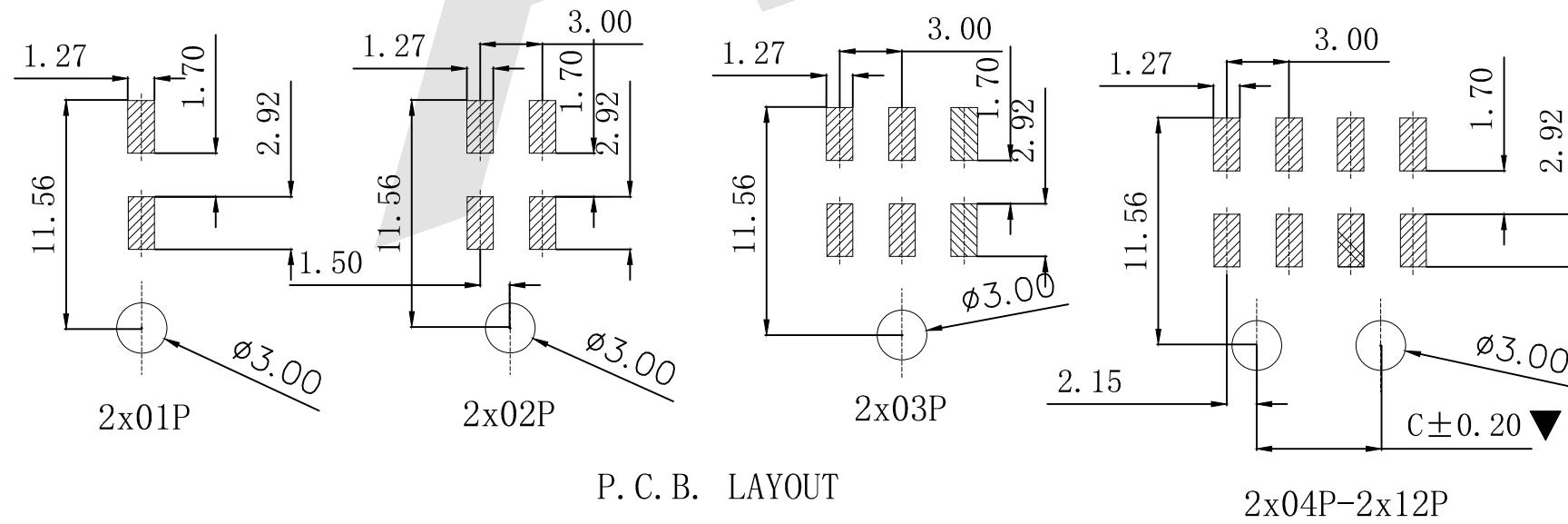
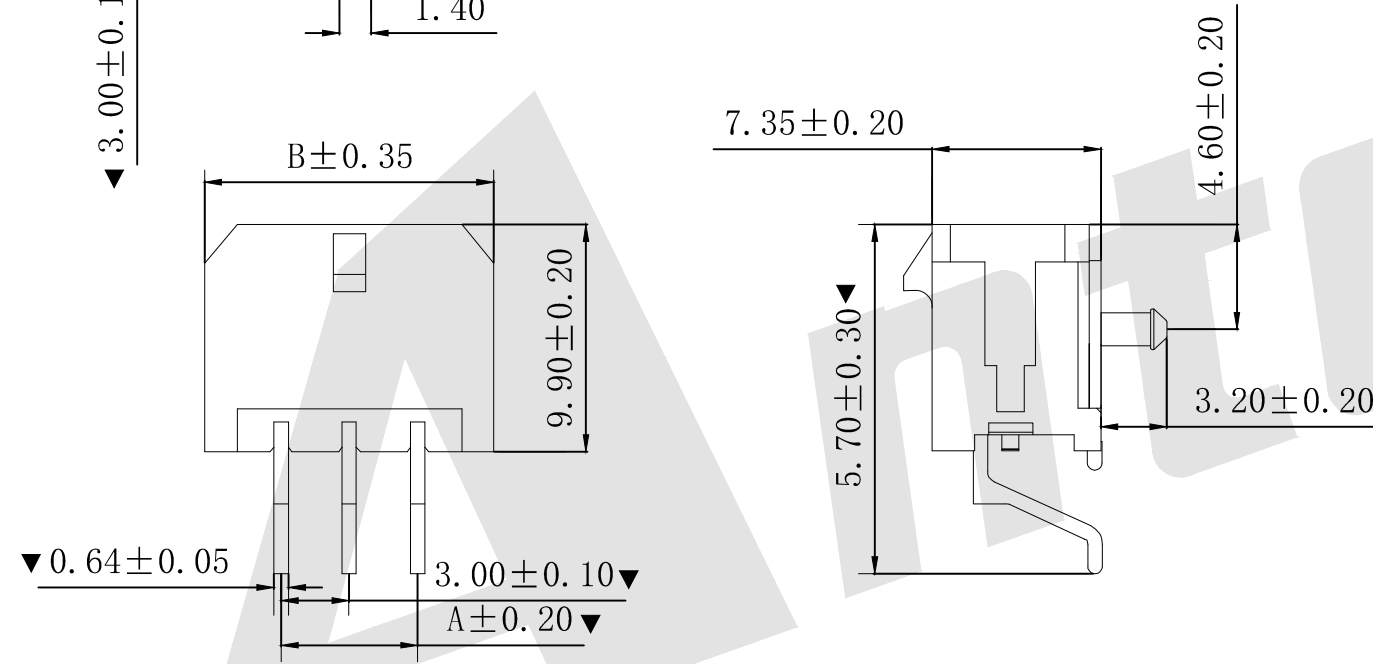
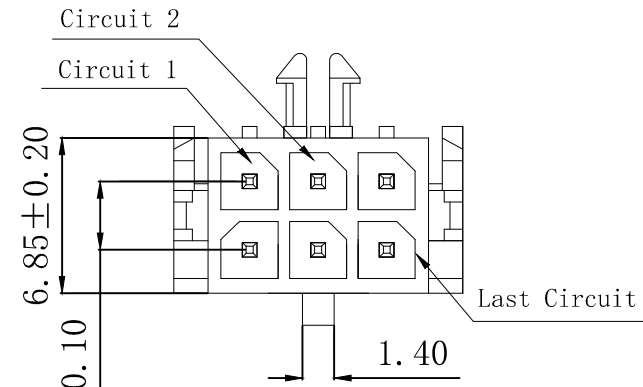


HSF



ROHS



P. C. B. LAYOUT

2x04P-2x12P

SPECIFICATIONS

- Voltage rating: 250V AC.DC
- Current rating: 5A, AC, DC
- Withstanding Voltage: 1500V AC/minute
- Insulation resistance: 1000MΩ min
- Temperature range: -25°C~+85°C
- Contact resistance: 20mΩ max

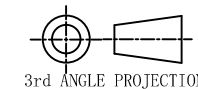
WAFER

- Part NO: AW3045SD-2xNP
- Poles: 02-24P
- Housing Material: LCP UL94 V-0 Black
- Contact Area Plating: Tin-Plated
- The Dimension Marked "▼" Must Be Recorded

Poles	Part No.	Dimensions (mm)		
		A	B	C
2	AW3045SD-2*1	---	6.65	4.30
4	AW3045SD-2*2	3.00	9.65	7.30
6	AW3045SD-2*3	6.00	12.65	10.30
8	AW3045SD-2*4	9.00	15.65	13.30
10	AW3045SD-2*5	12.00	18.65	16.30
12	AW3045SD-2*6	15.00	21.65	19.30
14	AW3045SD-2*7	18.00	24.65	22.30
16	AW3045SD-2*8	21.00	27.65	25.30
18	AW3045SD-2*9	24.00	30.65	28.30
20	AW3045SD-2*10	27.00	33.65	31.30
22	AW3045SD-2*11	30.00	36.65	34.30
24	AW3045SD-2*12	33.00	39.65	37.30

Unless Otherwise specified tolerance
 X. ±0.35 X.XX: ±0.20
 X.X: ±0.25 X.XXX: ±0.15

SCALE: As Shown UNIT: mm
 DRAW Jack Bao DATE 07/06/2017
 CHECK BobYang DATE 07/06/2017



Antenk® ANTENK ELECTRONICS CO.,LTD
 Http://www.antenk.com
 E-mail:sales@antenk.com

TITLE: MX3.0mm SMT 90° with locating pegs
 Wafer Connector Series

DRAWING NO: AW3045SD-2xNP

PRODUCT NO: AW3045SD-2xNP

REV	DESCRIPTION	DATE
1		