



Ordering Code:

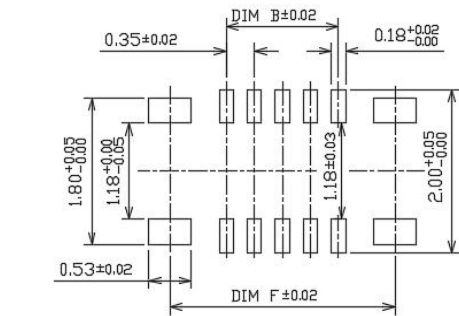
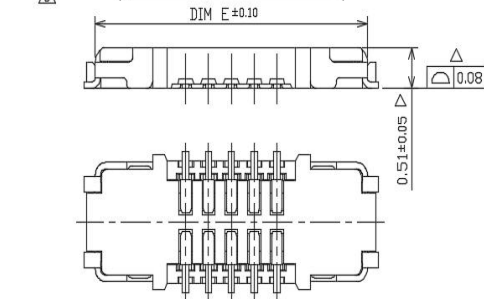
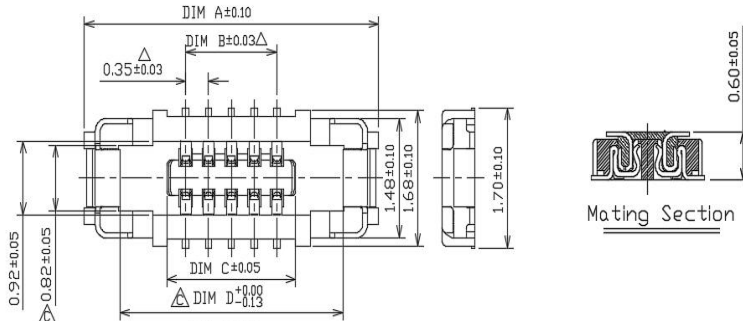
BB0.35 - F - X - X - X - 01
 ① ② ③ ④ ⑤ ⑥

- ① Series NO:
0.5mm Board to Board connector
- ② F:Female
- ③ NO. of Contacts:
06 08 10 12
16 20 PIN
- ④ Contact Plating:
S0:Selective
S1:Selective 3u"
S2:Selective 5u"
S3:Selective 10u"
S4:Selective 15u"
S5:Selective 30u"
SN:Tin
- ⑤ Packing
T:Tube A:Tray
B:Bag U:Tube+CAP
R:Tape & Reel
W:Tape & Reel+CAP
- ⑥ Serial Number: 01

NOTES:

- Housing:LCP High-Temp Plastic UL94V-0 Black
- Terminal:Phosphor Bronze
- Plating:10u" Gold IN Contact Area Matte Tin on Tail
- 1. Insulation resistance
150V DC/one minute
- 2. withstanding voltage
250v AC/one minute
- 3. Contact resistance
Signal pin:50mΩ max hold
down:30mΩ max
- 4. Vibration
Frequency:10HZ TO 50HZ
Half amplitude of 0.75mm
10 cycles in each of 3 axis
directions for 5 minutes/cycle
- 5. Humidity
Mated Connector and apply the following test condition.
Temperature:+40±2° C
Duration:240 Hours
- 6. Humidity Cycling
Mated Connector and apply the following test condition. Cycle:10 cycles
Temperature:+25(-10)-65° C
Humidity:90-98%RH
- 7. Durability
30 cycles
- 8. Resistance to soldering heat
Re flow:At the recommended temperature profile
Manual soldering:350±10° C for 5±1s
Application:3 times
- 9. Salt water spray
Mated connector and apply the following test condition
Temperature:+35±2° C
Salt water density:5±1% Duration; 48 Hours
- 10. Mating&Unmating Force
Operation Speed:25±3mm
Durability Cycles: 30 Cycles

No. of contacts	Dimensions		
	A.	B.	C.
60	20.00	18.48	0.10
120	40.00	38.48	0.10
180	60.00	58.48	0.15
240	80.00	78.48	0.15
300	100.00	98.48	0.15



PCB Layout

Unless Otherwise specified tolerance

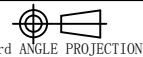
X. ±0.35	X.XX:±0.20
X.X:±0.25	X.XXX:±0.15
SCALE: As Shown	UNIT: mm
DRAW TMX	DATE 10/22/2021
CHECK BobYang	DATE 10/22/2021

Antenk ANTEK ELECTRONICS CO.,LTD
[Http://www.antenk.com](http://www.antenk.com)
 E-mail:sales@antenk.com

TITLE:
0.35mm Pitch, 0.60mm Height, Board-to-Board connector: SOCKET TYPE

DRAWING NO: BB0.35-FXXX01

PRODUCT NO: BB0.35-FXXX01



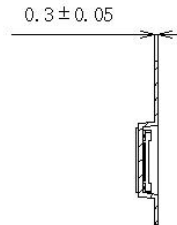
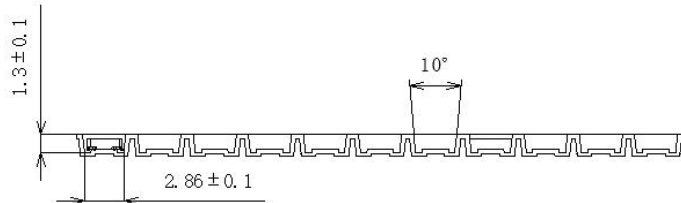
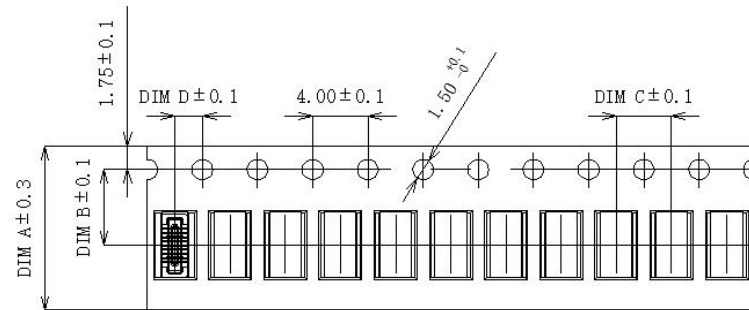
REV	DESCRIPTION	DATE
1		



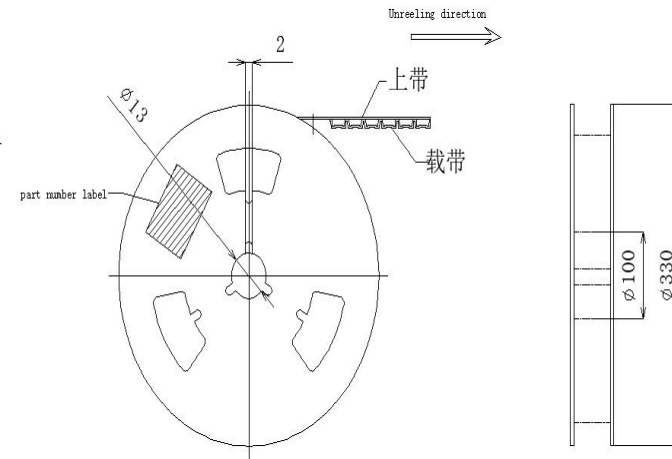
Dimension table (Unit:mm)

part Number	A	B	C	D	Quantity (PC/REEL)
BB0.35-F06XX01	12	5.5	8	2	10000
BB0.35-F08XX01	12	5.5	8	2	10000
BB0.35-F10XX01	12	5.5	8	2	10000
BB0.35-F12XX01	12	5.5	8	2	10000
BB0.35-F16XX01	16	7.5	8	2	10000
BB0.35-F20XX01	16	7.5	8	2	10000

Packing Specification Embossed Carrier Tape
Dimensions-Socket



Reel Dimensions-Socket



Unless Otherwise specified tolerance

X. ± 0.35 X.XX: ± 0.20
X.X: ± 0.25 X.XXX: ± 0.15

SCALE: As Shown UNIT: mm
DRAW: TMX DATE: 10/22/2021
CHECK: BobYang DATE: 10/22/2021



ANTENK ELECTRONICS CO.,LTD
Http://www.antenk.com
E-mail:sales@antenk.com

TITLE:
0.35mm Pitch, 0.60mm Height, Board-to-Board connector SOCKET TYPE

DRAWING NO: BB0.35-FXXX01
PRODUCT NO: BB0.35-FXXX01



REV	DESCRIPTION	DATE