4.1 Indoor FGSVG/G31 Series Model Specifications and Dimensions

The indoor FGSVG series voltage level 6kV complete sets of equipment selection and external dimensions are shown in Figure 4, Table 1.

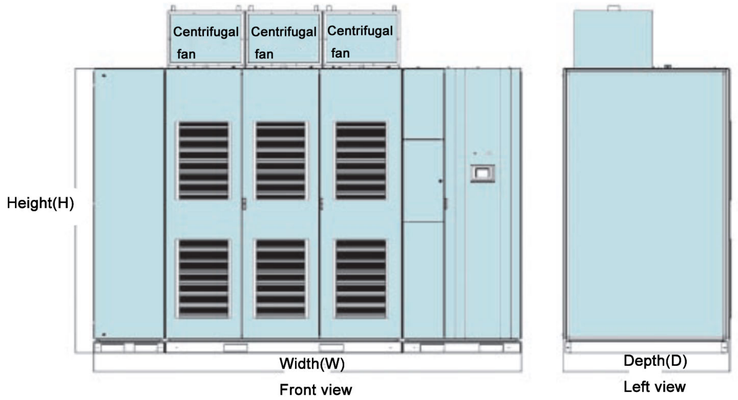

Picture 4 Outline drawing of indoor FGSVG-C6.0/6

Table 1 Indoor FGSVG/G31 Series Voltage Level 6kV Model Specifications and Dimensions

Product Model	Voltage level (kV)	Rated Capacity (Mvar)	Dimensions			Note	Weight (kg)
			Width(mm)	Height(mm)	Depth(mm)		
FGSVG-C1.0/6	6	1.0	3300	2400	1400	Iron core reactance	2290
FGSVG-C1.5/6		1.5					2600
FGSVG-C2.0/6		2.0					2850
FGSVG-C3.0/6		3.0	3400				3060
FGSVG-C4.0/6		4.0	3800				3750
FGSVG-C5.0/6		5.0					4260
FGSVG-C6.0/6		6.0	3600			Hollow reactance	2750
FGSVG-C7.0/6		7.0					3450
FGSVG-C8.0/6		8.0	5600				4600
FGSVG-C9.0/6		9.0					4700
FGSVG-C10.0/6		10.0					4800
FGSVG-C11.0/6		11.0					4900
FGSVG-C12.0/6		12.0					5000

Description: (1) The height does not include the fan height (about 500mm).

(2) Capacity (Mvar) represents the rated regulation capacity from the inductive reactive to the capacitive reactive dynamic adjustment range. For example, C5.0/6 is expressed as 6kV, and the capacity is ±5Mvar device, that is, continuous smoothing of reactive power in the range of +5Mvar (inductive) to -5Mvar (capacitive).

(3) Equipment using air-to-air reactance has no reactor, and additional space is required.

(4) The above dimensions are for reference only. The company reserves the right to upgrade and improve the product. The product size is subject to change without notice.

See Picture 5 and Table 2 for the selection and dimensions of the indoor FGSVG series voltage class 10kV.

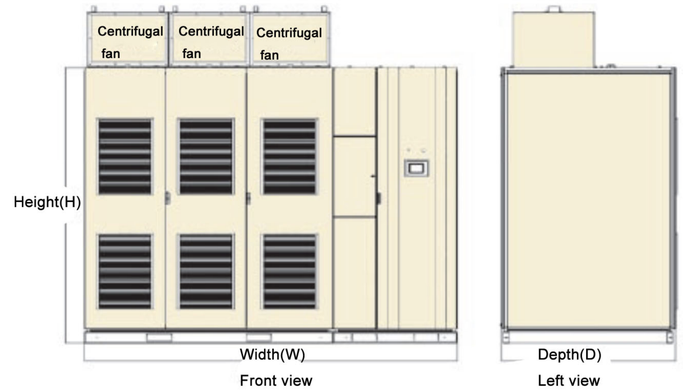

Picture 5 Outline drawing of indoor FGSVG-C6.0/10

Table 2 Indoor FGSVG/G31 Series Voltage Grade 10kV Model Specifications and Dimensions

Product Model	Voltage level (kV)	Rated Capacity (Mvar)	Dimensions			Note	Weight (kg)
			Width(mm)	Height(mm)	Depth(mm)		
FGSVG-C1.0/10	10	1.0	4000	2400	1400	Iron core reactance	2750
FGSVG-C1.5/10		1.5					2970
FGSVG-C2.0/10		2.0					3150
FGSVG-C3.0/10		3.0					3600
FGSVG-C4.0/10		4.0	4100				4000
FGSVG-C5.0/10		5.0					4500
FGSVG-C6.0/10		6.0	3000			Hollow reactance	2500
FGSVG-C7.0/10		7.0	5100			Iron core reactance	6000
FGSVG-C8.0/10		8.0					6350
FGSVG-C9.0/10		9.0	4900			Hollow reactance	3750
FGSVG-C10.0/10		10.0					3900
FGSVG-C11.0/10		11.0	5000				4500
FGSVG-C12.0/10		12.0					4600
FGSVG-C13.0/10		13.0	8200				7000
FGSVG-C14.0/10		14.0					
FGSVG-C15.0/10		15.0					7200
FGSVG-C16.0/10		16.0					
FGSVG-C17.0/10		17.0					7400
FGSVG-C18.0/10		18.0					
FGSVG-C19.0/10		19.0					7500
FGSVG-C20.0/10		20.0					7700
FGSVG-C21.0/10		21.0					

Description: (1) The height does not include the fan height (about 500mm).

(2) Capacity (Mvar) represents the rated regulation capacity from the inductive reactive to the capacitive reactive dynamic adjustment range. For example, C5.0/10 is expressed as 10kV, and the capacity is ±5Mvar device, that is, continuous smoothing of reactive power in the range of +5Mvar (inductive) to -5Mvar (capacitive).

(3) Equipment using air-to-air reactance has no reactor, and additional space is required.

(4) The above dimensions are for reference only. The company reserves the right to upgrade and improve the product. The product size is subject to change without notice.

The selection and dimensions of the indoor FGSVG series voltage level 35kV complete sets are shown in Picture 6, Table

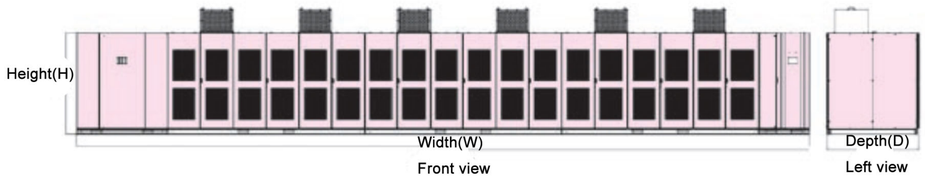

Picture 6 Outline drawing of indoor FGSVG-C13.0/35

Table 3 Indoor FGSVG/G31 Series Voltage Grade 35kV Model Specifications and Dimensions

Product Model	Voltage level (kV)	Rated Capacity (Mvar)	Dimensions			Weight (kg)
			Width (mm)	Height (mm)	Depth (mm)	
FGSVG-C8.0/35	35	8.0	14500	2100	1800	9550
FGSVG-C9.0/35		9.0				9600
FGSVG-C10.0/35		10.0				9650
FGSVG-C11.0/35		11.0				9700
FGSVG-C12.0/35		12.0				9750
FGSVG-C13.0/35		13.0				9800
FGSVG-C14.0/35		14.0				9850
FGSVG-C15.0/35		15.0				9900
FGSVG-C16.0/35		16.0				9950
FGSVG-C17.0/35		17.0				10000
FGSVG-C18.0/35		18.0				10050
FGSVG-C19.0/35		19.0				10100
FGSVG-C20.0/35		20.0				10150
FGSVG-C21.0/35		21.0				10200
FGSVG-C22.0/35		22.0	26200			15580
FGSVG-C23.0/35		23.0				
FGSVG-C24.0/35		24.0				
FGSVG-C25.0/35		25.0				
FGSVG-C26.0/35		26.0				16300
FGSVG-C27.0/35		27.0				
FGSVG-C28.0/35		28.0				
FGSVG-C29.0/35		29.0				16720
FGSVG-C30.0/35		30.0				
FGSVG-C31.0/35		31.0				
FGSVG-C32.0/35		32.0				
FGSVG-C33.0/35		33.0				17140
FGSVG-C34.0/35		34.0				
FGSVG-C35.0/35		35.0				
FGSVG-C36.0/35		36.0				17560
FGSVG-C37.0/35		37.0				
FGSVG-C38.0/35		38.0				
FGSVG-C39.0/35		39.0				17980
FGSVG-C40.0/35		40.0				
FGSVG-C41.0/35		41.0				
FGSVG-C42.0/35		42.0				
FGSVG-C43.0/35		43.0	52400			19200
FGSVG-C44.0/35		44.0				36000
FGSVG-C45.0/35		45.0				
FGSVG-C46.0/35		46.0				
FGSVG-C47.0/35		47.0				
FGSVG-C48.0/35		48.0				
FGSVG-C49.0/35		49.0				
FGSVG-C50.0/35		50.0				36800
FGSVG-C55.0/35		55.0				
FGSVG-C60.0/35		60.0				37200
FGSVG-C65.0/35		65.0				
FGSVG-C70.0/35		70.0				37600
FGSVG-C80.0/35		80.0				40000
FGSVG-C90.0/35		90.0				72000
FGSVG-C100.0/35		100.0				72000

Description: (1) The height does not include the fan height (about 500mm).

(2) Capacity (Mvar) represents the rated regulation capacity from the inductive reactive to the capacitive reactive dynamic adjustment range. For example, C8.0/35 is expressed as 35kV, and the capacity is ±8Mvar device, that is, continuous smoothing of reactive power in the range of +8Mvar (inductive) to -8Mvar (capacitive).

(3) The 35kV equipment uses a hollow reactance non-reacting cabinet, and additional layout space is required.

(4) The above dimensions are for reference only. The company reserves the right to upgrade and improve the product. The product size is subject to change without notice.

(5) For the 35kV series, the three phases can be divided into three rows before and after the arrangement.

4.2 Outdoor FGSVG/31 Series Model Specifications and Dimensions

Outdoor type FGSVG series voltage level 6kV model specifications and dimensions are shown in Picture 7, Table 4

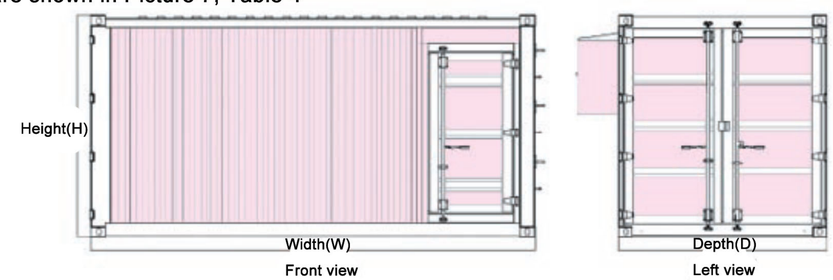

Picture 7 Outline drawing of outdoor FGSVG-C6.0/6-O

Table 4 Outdoor FGSVG Series Voltage Level 6kV Model Specifications and Dimensions

Product Model	Voltage Level (kV)	Rated Capacity (Mvar)	Dimensions			Note	Weight (kg)
			Width (mm)	Height (mm)	Depth (mm)		
FGSVG-C1.0/6-O	6	1.0	5200	2560	2438	Iron core reactance	6500
FGSVG-C1.5/6-O		1.5					
FGSVG-C2.0/6-O		2.0					
FGSVG-C3.0/6-O		3.0					
FGSVG-C4.0/6-O		4.0					
FGSVG-C5.0/6-O		5.0					
FGSVG-C6.0/6-O		6.0					
FGSVG-C7.0/6-O		7.0	6700	2560	2438	Hollow reactance	6450
FGSVG-C8.0/6-O		8.0					6600
FGSVG-C9.0/6-O		9.0					6700
FGSVG-C10.0/6-O		10.0					6800
FGSVG-C11.0/6-O		11.0					6900
FGSVG-C12.0/6-O		12.0					7000

See Picture 8 and Table 5 for the selection and dimensions of the outdoor FGSVG series voltage class 10kV.

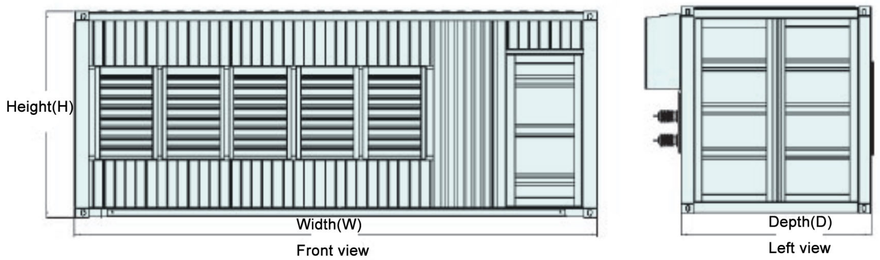

Picture 8 Outline drawing of outdoor FGSVG-C10.0/10-O

Table 5 Outdoor FGSVG Series Voltage Grade 10kV Model Specifications and Dimensions

Product Model	Voltage Level (kV)	Rated Capacity (Mvar)	Dimensions			Note	Weight (kg)
			Width (mm)	Height (mm)	Depth (mm)		
FGSVG-C1.0/10-O	10	1.0	5200	2560	2438	Iron core reactance	5500
FGSVG-C1.5/10-O		1.5					5800
FGSVG-C2.0/10-O		2.0					5850
FGSVG-C3.0/10-O		3.0					6100
FGSVG-C4.0/10-O		4.0					6300
FGSVG-C5.0/10-O		5.0					6700
FGSVG-C6.0/10-O		6.0					6850
FGSVG-C7.0/10-O		7.0	6700			Hollow reactance	6200
FGSVG-C8.0/10-O		8.0					6200
FGSVG-C9.0/10-O		9.0					6200
FGSVG-C10.0/10-O		10.0					6200
FGSVG-C11.0/10-O		11.0					6200
FGSVG-C12.0/10-O		12.0					6200
FGSVG-C13.0/10-O		13.0	9700				9000
FGSVG-C14.0/10-O		14.0					
FGSVG-C15.0/10-O		15.0					9200
FGSVG-C16.0/10-O		16.0					
FGSVG-C17.0/10-O		17.0					9400
FGSVG-C18.0/10-O		18.0					
FGSVG-C19.0/10-O		19.0					9500
FGSVG-C20.0/10-O		20.0					9700
FGSVG-C21.0/10-O		21.0					

See Picture 9 and Table 6 for the selection and dimensions of the outdoor FGSVG series voltage class 35kV.

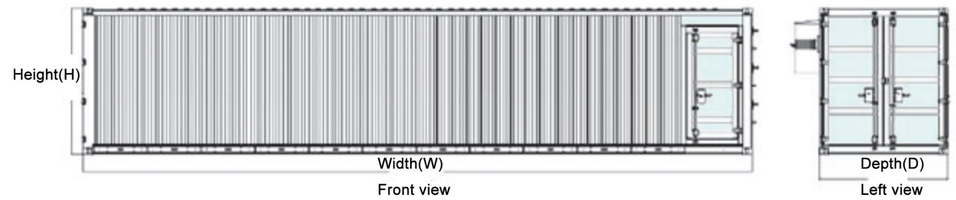

Picture 9 Outline drawing of outdoor FGSVG-C13.0/35-O

Table 6 Outdoor FGSVG/G31 Series Voltage Grade 35kV Model Specifications and Dimensions

Product Model	Voltage Level (kV)	Rated Capacity (Mvar)	Dimensions			Weight (kg)
			Width (mm)	Height (mm)	Depth (mm)	
FGSVG-C8.0/35-O	35	8.0	12700	2560	2438	11900
FGSVG-C9.0/35-O		9.0				12000
FGSVG-C10.0/35-O		10.0				12100
FGSVG-C11.0/35-O		11.0				12500
FGSVG-C12.0/35-O		12.0				12600
FGSVG-C13.0/35-O		13.0				12700
FGSVG-C14.0/35-O		14.0				12800
FGSVG-C15.0/35-O		15.0				13300
FGSVG-C16.0/35-O		16.0				13400
FGSVG-C17.0/35-O		17.0				13500
FGSVG-C18.0/35-O		18.0				13600
FGSVG-C19.0/35-O		19.0				14100
FGSVG-C20.0/35-O		20.0				14200
FGSVG-C21.0/35-O		21.0				14300
FGSVG-C22.0/35-O		22.0	26000			25000
FGSVG-C23.0/35-O		23.0				
FGSVG-C24.0/35-O		24.0				
FGSVG-C25.0/35-O		25.0				
FGSVG-C26.0/35-O		26.0				25400
FGSVG-C27.0/35-O		27.0				
FGSVG-C28.0/35-O		28.0				
FGSVG-C29.0/35-O		29.0				25600
FGSVG-C30.0/35-O		30.0				
FGSVG-C31.0/35-O		31.0				
FGSVG-C32.0/35-O		32.0				
FGSVG-C33.0/35-O		33.0				25800
FGSVG-C34.0/35-O		34.0				
FGSVG-C35.0/35-O		35.0				
FGSVG-C36.0/35-O		36.0				26000
FGSVG-C37.0/35-O		37.0				
FGSVG-C38.0/35-O		38.0				
FGSVG-C39.0/35-O		39.0				27000
FGSVG-C40.0/35-O		40.0				
FGSVG-C41.0/35-O		41.0				
FGSVG-C42.0/35-O		42.0				

4.3 FGSVG/G40 Series Model Specification and Dimensions

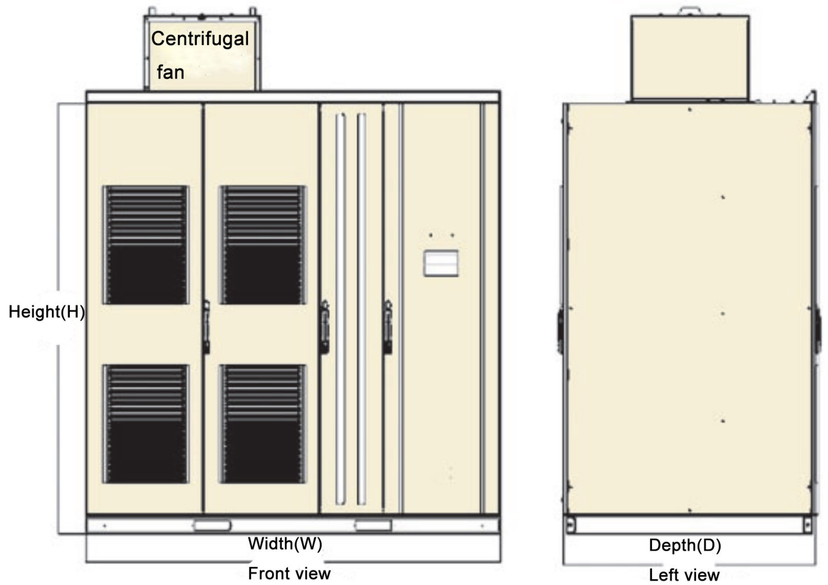

Picture 10 Outline drawing of indoor FGSVG-C2.0/10

Table 7 Indoor FGSVG/G40 Series Voltage Grade 10kV Model Specifications and Dimensions

Product Model	Voltage Level (kV)	Rated Capacity (Mvar)	Dimensions			Note	Weight (kg)
			Width (mm)	Height (mm)	Depth (mm)		
FGSVG-C0.5/10	10	0.5	2300 Or 2000	2406	1400	Iron core reactance	2000
FGSVG-C0.6/10		0.6					
FGSVG-C0.7/10		0.7					
FGSVG-C0.8/10		0.8					
FGSVG-C0.9/10		0.9					
FGSVG-C1.0/10		1.0					
FGSVG-C1.5/10		1.5					
FGSVG-C2.0/10		2.0					
FGSVG-C3.0/10		3.0	3500	2406	1400	Hollow reactance	2000
FGSVG-C4.0/10		4.0					

Description: (1) The height does not include the fan height (about 500mm).

(2) Capacity (Mvar) identifies the rated regulation capacity from the inductive reactive to the capacitive reactive dynamic adjustment range. For example, C2.0/10 is expressed as 10kV, and the capacity is ±2Mvar device, that is, continuous smoothing adjustment of reactive power in the range of +2Mvar (inductive) to -2Mvar (capacitive).

(3) The above dimensions are for reference only. The company reserves the right to upgrade and improve the product. If the product size changes, it is subject to change without notice.

Picture 11 Outline drawing of outdoor FGSVG-C2.0/10-O

Table 8 Outdoor FGSVG/G40 Series Voltage Grade 10kV Model Specifications and Dimensions

Product Model	Voltage Level (kV)	Rated Capacity (Mvar)	Dimensions			Note	Weight (kg)
			Width (mm)	Height (mm)	Depth (mm)		
FGSVG-C0.5/10-O	10	0.5	3200	2591	2350	Iron core reactance	3000
FGSVG-C0.6/10-O		0.6					
FGSVG-C0.7/10-O		0.7					
FGSVG-C0.8/10-O		0.8					
FGSVG-C0.9/10-O		0.9					
FGSVG-C1.0/10-O		1.0					
FGSVG-C1.5/10-O		1.5					
FGSVG-C2.0/10-O		2.0					
FGSVG-C3.0/10-O		3.0					
FGSVG-C4.0/10-O		4.0					

4.4 FGSVG/G31 Water Cooling Series Model Specification and Dimensions

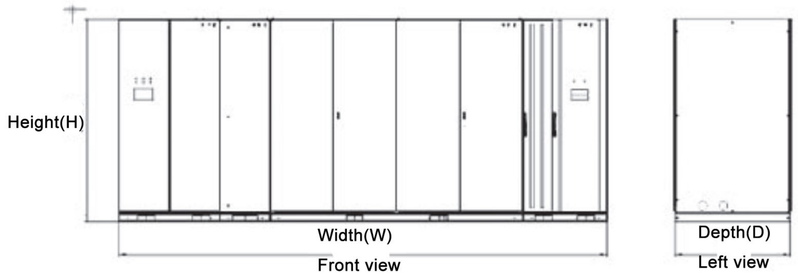

Picture 12 Outline drawing of indoor FGSVG-C12.0/10-W

Table 9 10kV-G31 indoor watert cooling type SVG Series Specifications and Dimensions

Product Model	Cooling Method	Voltage Level (kV)	Rated Capacity (Mvar)	Dimensions			Note	Weight (kg)
				Width(mm)	Height(mm)	Depth(mm)		
FGSVG-C1.0/10-W	Water cooling	10	1.0	5200	2405	1400	Hollow reactance	2850
FGSVG-C2.0/10-W			2.0					
FGSVG-C3.0/10-W			3.0					
FGSVG-C4.0/10-W			4.0					
FGSVG-C5.0/10-W			5.0					
FGSVG-C6.0/10-W			6.0					
FGSVG-C7.0/10-W			7.0					
FGSVG-C8.0/10-W			8.0					
FGSVG-C9.0/10-W			9.0					
FGSVG-C10.0/10-W			10.0					
FGSVG-C11.0/10-W			11.0	5800				3050
FGSVG-C12.0/10-W			12.0					
FGSVG-C13.0/10-W			13.0					
FGSVG-C14.0/10-W			14.0					
FGSVG-C15.0/10-W			15.0					
FGSVG-C16.0/10-W			16.0	8100				3850
FGSVG-C17.0/10-W			17.0					4150
FGSVG-C18.0/10-W			18.0					
FGSVG-C19.0/10-W			19.0					
FGSVG-C20.0/10-W			20.0					
FGSVG-C21.0/10-W			21.0					4450
FGSVG-C22.0/10-W			22.0					
FGSVG-C23.0/10-W			23.0					
FGSVG-C24.0/10-W			24.0					
FGSVG-C25.0/10-W			25.0					

Picture 13 Outline drawing of indoor FGSVG-C17.0/35-W

Table 10 35kV-G31 indoor watert cooling type SVG Series Specifications and Dimensions

Product Model	Cooling Method	Voltage Level (kV)	Rated Capacity (Mvar)	Dimensions			Note	Weight (kg)
				Width(mm)	Height(mm)	Depth(mm)		
FGSVG-C5.0/35-W	Water cooling	35	5.0	7870	2405	7440	Hollow reactance	9000
FGSVG-C6.0/35-W			6.0					
FGSVG-C7.0/35-W			7.0					
FGSVG-C8.0/35-W			8.0					
FGSVG-C9.0/35-W			9.0					
FGSVG-C10.0/35-W			10.0					
FGSVG-C11.0/35-W			11.0					9600
FGSVG-C12.0/35-W			12.0					
FGSVG-C13.0/35-W			13.0					
FGSVG-C14.0/35-W			14.0					
FGSVG-C15.0/35-W			15.0					
FGSVG-C16.0/35-W			16.0					
FGSVG-C17.0/35-W			17.0					10200
FGSVG-C18.0/35-W			18.0					
FGSVG-C19.0/35-W			19.0					
FGSVG-C20.0/35-W			20.0					
FGSVG-C21.0/35-W			21.0					10800
FGSVG-C22.0/35-W			22.0					11400
FGSVG-C23.0/35-W			23.0					
FGSVG-C24.0/35-W			24.0					
FGSVG-C25.0/35-W			25.0					
FGSVG-C26.0/35-W			26.0					
FGSVG-C27.0/35-W			27.0					
FGSVG-C28.0/35-W			28.0					
FGSVG-C29.0/35-W			29.0					12000
FGSVG-C30.0/35-W			30.0					
FGSVG-C31.0/35-W			31.0					
FGSVG-C32.0/35-W			32.0					
FGSVG-C33.0/35-W			33.0					12600
FGSVG-C34.0/35-W			34.0					
FGSVG-C35.0/35-W			35.0					
FGSVG-C36.0/35-W			36.0					
FGSVG-C37.0/35-W			37.0					
FGSVG-C38.0/35-W			38.0					
FGSVG-C39.0/35-W			39.0					
FGSVG-C40.0/35-W			40.0					
FGSVG-C41.0/35-W			41.0					
FGSVG-C42.0/35-W			42.0					
FGSVG-C43.0/35-W			43.0					
FGSVG-C44.0/35-W			44.0					
FGSVG-C45.0/35-W			45.0			7940		13200
FGSVG-C46.0/35-W			46.0					
FGSVG-C47.0/35-W			47.0					
FGSVG-C48.0/35-W			48.0					
FGSVG-C49.0/35-W			49.0					14000
FGSVG-C50.0/35-W			50.0					

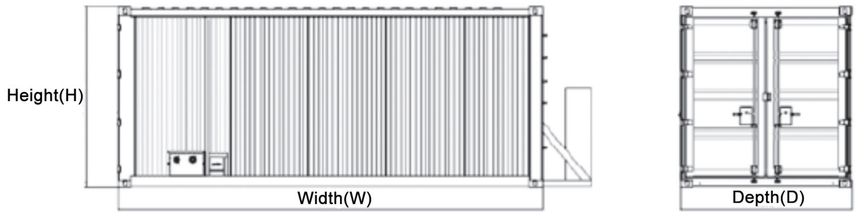

Picture 14 Outline drawing of outdoor FGSVG-C16.0/10-W

Table 11 10kV-G31 outdoor watert cooling type SVG Series Specifications and Dimensions

Product Model	Cooling Method	Voltage Level (kV)	Rated Capacity (Mvar)	Dimensions			Note	Weight (kg)
				Width(mm)	Height(mm)	Depth(mm)		
FGSVG-C1.0/10-OW	Water cooling	10	1.0	6058	2591	2438	Hollow reactance	8200
FGSVG-C2.0/10-OW			2.0					
FGSVG-C3.0/10-OW			3.0					
FGSVG-C4.0/10-OW			4.0					
FGSVG-C5.0/10-OW			5.0					
FGSVG-C6.0/10-OW			6.0					
FGSVG-C7.0/10-OW			7.0					
FGSVG-C8.0/10-OW			8.0					
FGSVG-C9.0/10-OW			9.0					
FGSVG-C10.0/10-OW			10.0					
FGSVG-C11.0/10-OW			11.0					9200
FGSVG-C12.0/10-OW			12.0					
FGSVG-C13.0/10-OW			13.0					
FGSVG-C14.0/10-OW			14.0					
FGSVG-C15.0/10-OW			15.0					
FGSVG-C16.0/10-OW			16.0	9300				13000
FGSVG-C17.0/10-OW			17.0					14000
FGSVG-C18.0/10-OW			18.0					
FGSVG-C19.0/10-OW			19.0					
FGSVG-C20.0/10-OW			20.0					
FGSVG-C21.0/10-OW			21.0					15000
FGSVG-C22.0/10-OW			22.0					
FGSVG-C23.0/10-OW			23.0					
FGSVG-C24.0/10-OW			24.0					
FGSVG-C25.0/10-OW			25.0					

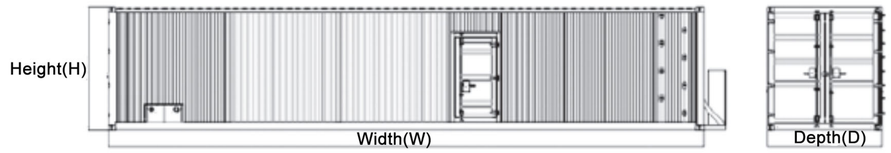

Picture 15 Outline drawing of outdoor FGSVG-C14.0/35-W

Table 12 35kV-G31 outdoor watert cooling type SVG Series Specifications and Dimensions

Product Model	Cooling Method	Voltage Level (kV)	Rated Capacity (Mvar)	Dimensions			Note	Weight (kg)
				Width(mm)	Height(mm)	Depth(mm)		
FGSVG-C5.0/35-OW	Water cooling	35	5.0	14000	2896	2350	Hollow reactance	19000
FGSVG-C6.0/35-OW			6.0					
FGSVG-C7.0/35-OW			7.0					
FGSVG-C8.0/35-OW			8.0					
FGSVG-C9.0/35-OW			9.0					
FGSVG-C10.0/35-OW			10.0					
FGSVG-C11.0/35-OW			11.0					21000
FGSVG-C12.0/35-OW			12.0					
FGSVG-C13.0/35-OW			13.0					
FGSVG-C14.0/35-OW			14.0					
FGSVG-C15.0/35-OW			15.0					
FGSVG-C16.0/35-OW			16.0					
FGSVG-C17.0/35-OW			17.0					23000
FGSVG-C18.0/35-OW			18.0					
FGSVG-C19.0/35-OW			19.0					
FGSVG-C20.0/35-OW			20.0					
FGSVG-C21.0/35-OW			21.0					
FGSVG-C22.0/35-OW			22.0					
FGSVG-C23.0/35-OW			23.0					
FGSVG-C24.0/35-OW			24.0					
FGSVG-C25.0/35-OW			25.0					
FGSVG-C26.0/35-OW			26.0					
FGSVG-C27.0/35-OW			27.0			2700		27000
FGSVG-C28.0/35-OW			28.0					
FGSVG-C29.0/35-OW			29.0					
FGSVG-C30.0/35-OW			30.0					
FGSVG-C31.0/35-OW			31.0					
FGSVG-C32.0/35-OW			32.0					
FGSVG-C33.0/35-OW			33.0					29000
FGSVG-C34.0/35-OW			34.0					
FGSVG-C35.0/35-OW			35.0					
FGSVG-C36.0/35-OW			36.0					
FGSVG-C37.0/35-OW			37.0					
FGSVG-C38.0/35-OW			38.0					
FGSVG-C39.0/35-OW			39.0					
FGSVG-C40.0/35-OW			40.0					
FGSVG-C41.0/35-OW			41.0					
FGSVG-C42.0/35-OW			42.0					
FGSVG-C43.0/35-OW			43.0					
FGSVG-C44.0/35-OW			44.0					
FGSVG-C45.0/35-OW			45.0					
FGSVG-C46.0/35-OW			46.0					
FGSVG-C47.0/35-OW			47.0					
FGSVG-C48.0/35-OW			48.0					
FGSVG-C49.0/35-OW			49.0					31000
FGSVG-C50.0/35-OW			50.0					