





3012F8-M Engraving Machine

Product	Sample	
		 
<p>Humanized Design, Perfect function</p>		

Performance Parameters

Name	SUBA-3012F8-M		
Lathe Bed	Cast		
Beam	Steel Alloy		
X Y Z Guide Rail	Square Rail		
X Y Transmission	Imported Rack Gears		
Z Transmission	Imported Ball Screw		
Spindle Motor	3.0KW spindle cooling by water		
Inverter	3.7 KW		
Control System	Computer control, NCSTUDIO system		
Typeset Software	Type (English)/Ucancam		
Vacuum pump	5.5KW		
Motor	Servo Motor		
Driver	Servo Driver		
Delivery time	25 days		
Tool Diameter	φ 2 ----φ 20		
Application	mainly used for production of closet doors, solid wood processing, furniture, etc. Also can be used for cutting and production of MDF		
Quotation(FOB Qingdao)	3012	D300mm*L1200mm	
Warranty	One year (Spindle motor is half year. The blades, sensor, power cable are expendables, not include.)		
Payment	50% prepayment by T/T, the balance to be paid against the board.		