



产品以实物为准,厂家保留随时对设备更新之权利,如有改动,恕不另行通知!
Please refer to the real products.The company reserves the right of changing the equipments at any time. No notice for the change



WEILI INTELLIGENCE
威力智能 | 专业中空玻璃设备制造商
PROFESSIONAL INSULATING GLASS MACHINE MANUFACTURER

威力（山东）智能科技有限公司

WEILI (SHANDONG) INTELLIGENT TECHNOLOGY CO., LTD.

总部：济南市天桥区无影山中路美林大厦东塔 1407
邮编：250118
电话：0531-68828688 87987918
生产基地：山东齐河刘桥镇齐刘路 002 号
电话：0534-2151288
销售热线：18663713066 /13355313178
网址：www.weiliglass.com
电子信箱：jnwljq@weiliglass.com

Add: 1-1407 Meilin Mansion Wuyingshan Middle Road Tianqiao district Jinan city Shandong province China
P.C:250118
Tel / Fax:+86 531 68801308
Hotline of sales:+86 18660431138 / 18663713068
Production Base: Jinan Weili Machine Co., Ltd Qihe Branch
Website:www.weiliglass.com
E-mail:weili009@weiliglass.com




通过欧盟CE认证 ISO9001:2015认证

威力（山东）智能科技有限公司
WEILI (SHANDONG) INTELLIGENT TECHNOLOGY CO., LTD.



奋进20年 启航



WEILI INTELLIGENCE

威力智能 | 专业中空玻璃设备制造商
PROFESSIONAL INSULATING GLASS MACHINE MANUFACTURER

超越
Transcend
WEILI INTELLIGENCE

从中国制造到中国智能制造，
从威力机器到威力智能，
威力人一直致力于玻璃幕墙行业全自动生产线的研制开发，
带您进入工业4.0新时代！

From Made in China to Made with Wisdom,
From WeiLi Machine to WeiLi Intelligence,
WEILI is still committed to design and develop the
automatic production line of glass and curtain wall
industry, bringing everyone to go into 4.0 new times!

始于2001 专注行业 **20th** 年



20年
威力智能

59800m²
占地面积

158+
企业员工

58+
中高级技术
人才

18+
全球销售
团队

28+
服务工程师

威力智能 →

威力（山东）智能科技有限公司（原济南威力机器有限公司）服务于中国建筑玻璃与玻璃工业行业，专业制造节能门窗、幕墙用中空玻璃成套加工生产线及玻璃深加工设备。公司在玻璃机械设备制造业中，以其专、精、高、尖的运营模式，已快速成长为行业的领航者；正努力创造一个让全球玻璃行业尊敬的品牌。不断创新、专心攻克行业尖端技术，提升行业整体水平，让中国成熟的高端中空玻璃设备走向国际、并得到国际用户认可，这一直是威力人工作的航标和责任。

公司自成立以来，以其不断创新、服务至诚、力求完美的企业理念，制造出大量符合中国国情质量一流的中空玻璃加工设备，产品已遍布全国各地并远销欧美、中东、非洲、东南亚等十几个国家和地区。

威力机器已得到国内外客户的广泛认同和厚爱！

本公司具有自营进出口权，产品已通过欧盟 CE 认证！

WEILI INTELLIGENCE →

Weili (Shandong) Intelligent Technology Co., Ltd. is the member of China Glass Machinery Equipment Committee and the National Insulated Glass Committee. The company is in the service of construction glass and glass-use industries. It specializes in insulated glass production line that is used in energy-saving door-window and curtain wall, and glass deep-processing equipment. Holding the concept of "Specialization, Expertise, High-end and Top", Weili has rapidly grown into one of the leaders in the glass processing machinery manufacturing business. We are now engaging in creating a respectable brand in the world's glass industry. Constantly making innovation, absorbing in surmounting high-end technical difficulty, promoting the industry level, making China mature high quality insulating glass machinery widely accepted by international customer, it is the mission of Weili people.

Since the company established, it holds the concept of innovation with technology, sincere service, being honest and reliable, it produced large quantities of first-class insulated glass processing equipments. The products sell well at home and abroad, and some were exported to the countries in Europe, Africa, Middle east and Southeast Asia.

Weili Machine is widely accepted by customers from home and abroad.

Our company is registered for exporting and importing business. Our all products are CE approved.

WEILI МАШИНЫ →

Цзинаньское ТОО машины «Вэйли» является членом организацией китайского комитета стеклянного механического оборудования, членом организацией китайского комитета стеклопакета, заданным предприятием шаньдунского построения оборудования иллюминатора двери, служит отраслям китайского построения стекла и стекляннной промышленности. Специально производить зеленые иллюминаторы двери, комплексные линии выработки стеклопакета для куртины и оборудования переработки стекла.

Собразования компания вырабатывает большинство высококачественных оборудованиях выработки стеклопакета, соответственных китайскому положению, на основе идеалов предприятия технического новаторства, искреннего обслуживания, деловитости и уравновешенности, продукции уже распространены во всем мире и проданы в Европе, Америки, Юго-восточной Азии и других десяти странах и районах.

Оборудования «Вэйли» пользуются расположением и признанием китайских и зарубежных клиентов!

品牌

Brand
WEILI INTELLIGENCE

为社会创造财富，为客户创造价值，为员工创造机遇。
品质追求，行业典范，质量规范方式的缔造者。
厚德载物，助人利己；海纳百川，成就品牌！

[获得ISO9001:2015质量管理体系认证，十几项国家专利证书……]



威力智能

WGM
WEILI INTELLIGENCE
PROFESSIONAL
INSULATING
GLASS MACHINE
MANUFACTURER

我们的宗旨：
急用户所急，想用户所想，一切为了用户，让所有用户满意！
THE TENET OF OUR COMPANY:
worry what the customer worries, think what the customer thinks; do everything for the customers, to all customers' satisfaction!



100%

产品出厂合格率
Quality objective pass rate of
exiting product

99%

客户满意率高于
Customers' satisfaction
is more than

<1%

客户投诉率
Customers' complaint
is less than

管理

Management
WEILI MACHINE CO.,LTD



超越的管理塑造卓越品质，
让客户因拥有威力设备而变得更加轻松、高效

Exceeding management create eminent quality
Make the customer to work more easily and efficiently because of using Weili Machine



销售，誉满全球

The globally reputed sales

占领市场才能谋求更大的发展，威力机器拥有一支高素质的国内外市场营销队伍。我们的产品遍布全国各地以及欧洲并远销欧美、中东、非洲、东南亚等几十个国家和地区。我们已成为全球知名的玻璃机械生产商之一。一套优秀的营销体系铸就了我们现在的辉煌业绩，但我们不骄傲、威力机器正向着更高的目标而奋进。

Only by dominating the market can an enterprise seek for further development. With a high-quality domestic and overseas marketing team. The products sell well at home and abroad, and some were exported to the countries in Europe, Africa, Middle east and Southeast Asia. We have already become one of the well-known glass machinery manufactures. It is a favorable marketing system that helps us make glorious achievements. However, we will never be arrogant and never stop. Weili people are striving on the way to reach higher goals.

创新

创新，发展之道

Innovation, the way to achieve sustainable development!

以创新思维来设计开发新产品，
带给每位客户高效、安全的智能化设备。

We design and develop new products with innovative thoughts to bring high-efficiency, safe and intellectual machines for every customer.

威力智能与世界同步!

→ 成功推出 **高效、节能、全自动** 中空玻璃生产线

Weili Intelligence stays in step with the world!

We have successfully developed the **high-efficiency** and **energy-saving automatic** insulating glass production line.

高效、节能、全自动 中空玻璃全自动生产线

Automatic high-efficiency and energy-saving insulating glass production line

全自动下片机
Automatic Unloading Machine

← 全自动中空玻璃密封胶线
Automatic Insulating Glass Sealant Sealing Line

← 全自动中空玻璃生产线
Automatic Insulating Glass Production Line

← 全自动上片机
Automatic loading Machine

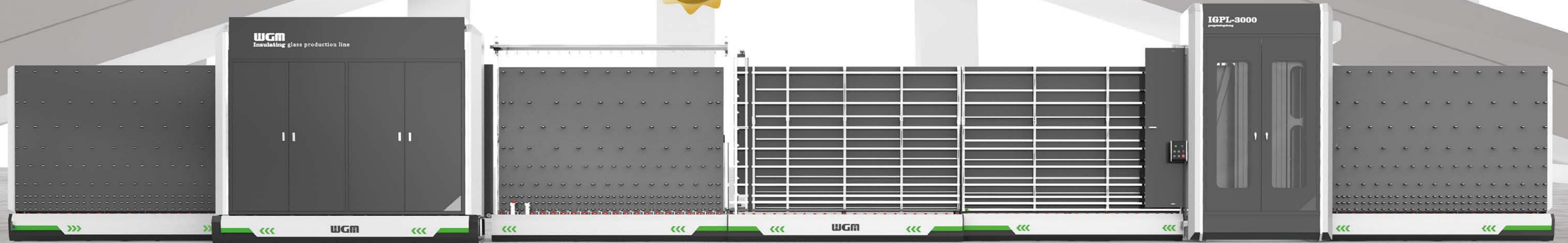
← 全自动除膜机
Automatic Coating Deletion Machine



IGPL2700 立式高端节能中空玻璃板内自动充气平压生产线

IGLP2700 Vertical High-end Energy-saving Automatic Insulating Glass Gas Filling Inside Flat Press Production Line

IGLP2700 Линия автоматического выравнивания газов внутри вертикальных высокоэнергетических стеклянных пластин



性能特点 Main Feature

1. 能实现板内板外和片, 充气时采用板内合片, 板内合片可实现大小片、玻璃幕墙的生产。
Achieve the functions of outside and inside assembly, automatically fill argon gas and stepped glazing
2. 全程 PLC 控制系统, 触摸屏人机界面 Adopts the PLC to control the working condition and touch screen
3. 自动识别镀膜和 Low-E 玻璃的膜层面 Automatic detect coated surface of coating glass and Low-E glass
4. 清洗机风刀根据玻璃厚度自动调整 Air knife can automatic adjust according to glass thickness.
5. 清洗镀膜、Low-E 玻璃时, 毛刷转速可变频驱动。Brushes' rotate speed variable frequency drive.
6. 铝框自动定位, 玻璃自动定位系统 Aluminum spacer and glass automatic positioning system
7. 自动检测玻璃长度、高度, 自动调节最佳充气时间, 节省用气量
Automatic detect the length and height of glass, automatic adjust the best gas filling time
8. 板内充气压机采用四轴伺服联动, 具有合片、压片、充气一体功能, 保证中空玻璃氩气含量 $\geq 85\%$
Automatic gas filling press machine adopt 4 servo motors, which has assembling, pressing and automatic gas filling functions. Ensure the insulating glass argon gas concentrate $\geq 85\%$
9. 具有远程监控和程序升级功能 It has remote monitor and program upgrade functions.

技术参数 Main technical parameter


最小玻璃尺寸 (Min.glass size): 300mm × 450 mm
 清洗玻璃厚度 (Washing glass thickness): 3~15 mm
 清洗玻璃速度 (Washing glass speed): 3~10m/min
 电功率 (Power supply): 380V/50Hz 37.5kw
 中空玻璃厚度 (Insulating glass thickness): 15~60mm
 传送玻璃速度 (Transmission glass speed): 45 m/min
 压缩空气、流量 (Compressed air, Flow volume) : 0.8m³/min
 气压 (Air pressure) : 0.7Mpa
 充气时间 (Gas filling time) 3~5s
 环境温度 (Environment temperature) : 7~50℃
 毛刷 (brush) : 6 根 pieces (3 根 low-e 毛刷 / 3 low-e brushes)

主要技术参数 (Main Technique Parameter)

产品型号 Product model	最大玻璃尺寸 mm Max.glass size	Low-E	三层 triple glazing	设备尺寸 L×W×H Dimension mm	功率 Power supply	功能段 Function section	板外合片 outside assembly	备注 Remarks
IGPL2700	2700 × 3500	√	√	24600 × 2800 × 3450	35KW	7	√	

GC-LDM 立式数控玻璃钻铣机

GC-LDM CNC Vertical Drilling And Milling Mchine
GC-LDM CNC Вертикальный цифровой дренаж



立式数控玻璃钻铣机是人机自动化的完美设备，它整合了普通立式钻孔机钻孔、水刀铣槽和数控加工中心磨边三种设备的加工工艺，并且结合 CNC 数控技术，达到加工精准度，质量稳定。全部工序一次装卡，按默认优化设定好的工艺路线一次性加工完成，提高了工作效率。使此类加工生产线方案提升到人工智能自动化领域。可加工无框门、浴室门、玻璃幕墙、玻璃防护栏、楼梯玻璃等建筑玻璃，是该领域的首选数控加工设备。

The Vertical Drilling and Milling Machine is the perfect Human-machine automation equipment. It combines three types of equipment processing work: the common vertical drilling machine, the water jet and grinding machine. It combines CNC numerical control technology to reach a high processing accuracy and high automation of perfect processing effect. All processing is done on one device, which improves work efficiency and makes the production line scheme achieve artificial intelligence automation. Perfect solution for processing holes and notches.

性能特点 Main Feature

1. GC-LDM 采用了先进的日本三菱数控系统，实现各个进给轴连续轮廓轨迹控制、精准高速定位、多任务并发作业等功能。从而满足了客户对加工精度、加工质量以及加工效率的迫切需求。2. 低压电器采用法国施耐德，可靠性高。3. 软件 EasyCAM 由兼具专业的软件与工艺工程师团队开发，图库中自带 40 个常用图形，基于尺寸驱动的参数化绘图，仅需要输入必要的尺寸和位置，便可以自动生成最优的加工工艺路径。EasyCAM 支持办公室绘图、现场调用图加工等功能。4. 本机床的主机结构使用有限元分析软件，经过多次迭代分析，结构优化后，使得主机的固有频率避开加工频段，避免了共振，在有效工作范围内得到稳定的精度保证。5. GC-LDM 配有两个专业电主轴厂家配套的电主轴，其输出功率为 7.5kW，最大转速 12000rpm。

1. GC-LDM uses advanced Taiwan Syntec control system to achieve dynamic management of each axis, which precisely controls its cutting speed to meet the high demand of complicated design and quality. 2. The software Super CAM is developed by software team. This software has a drawing database that consists of 37 standard shapes. Any operators can simply input the parameters and create in best processing route. 3. five axis structure allows the completion of drilling, milling, arising in one cycle. 4. GC-LDM has two inner coolant Electro-spindles, and its output power is 7.5KW with maximum speed 12000rpm. 5. Bar Code System is also available in option.

主要技术参数 (Main Technique Parameter)

产品型号 Product model	最大加工尺寸 Max. glass size	最小加工尺寸 Min Glass Size	主轴转速 Speed of Spindle	总功率 Total Power	机器尺寸 L×W×H Dimension	
GC-LDM-2030 GC-LDM-2542 GC-LDM-3060	2000*3000mm 2500*4200mm 3000*6000mm	500×500mm	0-12000rpm	22KW	9300*2500*3700mm 11700*2500*4200mm 15300×2500×4700mm	
玻璃厚度 Glass Thickness	主轴功率 Spindle Power	用电标准 Electricity	刀库 Tool Positions	轴数 No. of Axis	刀柄 Tool Coner	压缩空气 Air compression
5-19mm	7.5KW*2	3P 380V/50HZ	8×2	5 axis	BT30	0.7Mpa

LBW1800PB/2000PB/2200PB/2500PB 立式全自动中空玻璃板外合片平压生产线

LBW1800PB/2000PB/2200PB/2500PB Vertical Automatic Insulating Glass Outside Assembly Flat Press Production Line

LBW1800PB/2200PB/2500PB Вертикальная автоматическая линия для производства стеклопакетов



该生产线由高性能不锈钢清洗机、人工上框、板外自动合片装置、自动平压装置、自动出料装置组成。可根据用户要求进行升级和扩展。
This production line comprises the stainless steel washing machine, spacer attaching section, automatic outside assembly, automatic flat press, glass storage section.
This line can be upgraded and expanded according to customer's demands.

性能特点 Main Feature

1. 全程 PLC 控制系统，触摸屏人机界面
Adopts the PLC to control the working condition, touch screen and man-machine interface.
2. 自动识别镀膜玻璃膜层 Low-e glass automatic diagnosis system.
3. 可清洗镀膜、Low-E 玻璃 Cleans coating glass and low-e glass.
4. 清洗机采用无油润滑防水轴承 Adopts no oil water-proof bearing in the washing section.
5. 程序化控制生产线间断工作节能系统
Conserves energy interrupted type automatic operation system.
6. 可生产两层、三层 Produce double glazing and triple glazing.
7. 液压提供板压动力，能打开 450mm 进行维护
Hydraulic pressure provides power for plate press section, able to open the 450mm for maintenance.

技术参数 Main technical parameter

最小玻璃尺寸 (Min.glass size) : 300mm × 400mm
清洗玻璃厚度 (Washing glass thickness) : 3~15mm
清洗玻璃速度 (Washing glass speed) : 3~10m/min
电功率 (Power supply) : 380V 50Hz 34/35Kw
中空玻璃厚度 (Insulating glass thickness) : 15~50mm
传送玻璃速度 (Transmission glass speed) : 45m/min
压缩空气 (Compressed air) : 800L/min
流量 (Flow volume) : 0.8m³/min
气压 (Air pressure) : 1Mpa




主要技术参数 (Main Technique Parameter)

产品型号 Product model	最大玻璃尺寸 mm Max.glass size	Low-E	三层 triple glazing	设备尺寸 L×W×H Dimension mm	功率 Power supply	功能段 Function section	板外合片 outside assembly	备注 Remarks
LBW1800PB	1800 × 2500	√	√	18390 × 2500 × 2950	30KW	7	√	
LBW2000PB	2000 × 2580	√	√	18800 × 2600 × 3050	34KW	7	√	
LBW2200PB	2200 × 3000	√	√	21300 × 2800 × 3300	34KW	7	√	
LBW2500PB	2500 × 3000	√	√	21600 × 2800 × 3450	35KW	7	√	

LBW2000PC/2500PC 气浮式全自动在线充气中空玻璃平压生产线

LBW2000PC/2500PC Automatic Air Floating Insulating Glass Gas Filling Production Line
 LBW2000PC/2500PC Вертикальная автоматическая линия для производства стеклопакетов

 国家发明专利
 专利号: ZL2016 10281136.3



性能特点 Main Feature

1. 能实现板内板外和片, 充气时采用板内合片, 板内合片可实现大小片、玻璃幕墙的生产。
 Achieve the functions of outside and inside assembly, automatically fill argon gas and stepped glazing
2. 全程 PLC 控制系统, 触摸屏人机界面 Adopts the PLC to control the working condition and touch screen
3. 自动识别镀膜和 Low-E 玻璃的膜层面 Automatic detect coated surface of coating glass and Low-E glass
4. 清洗机风刀根据玻璃厚度自动调整 Air knife can automatic adjust according to glass thickness.
5. 清洗镀膜、Low-E 玻璃时, 毛刷转速可变频驱动。Brushes' rotate speed variable frequency drive.
6. 铝框自动定位, 玻璃自动定位系统 Aluminum spacer and glass automatic positioning system
7. 自动检测玻璃长度、高度, 自动调节最佳充气时间, 节省用气量
 Automatic detect the length and height of glass, automatic adjust the best gas filling time
8. 板内充气压片机采用四轴伺服联动, 具有合片、压片、充气一体功能, 保证中空玻璃氩气含量 ≥ 85%
 Automatic gas filling press machine adopt 4 servo motors, which has assembling, pressing and automatic gas filling functions. Ensure the insulating glass argon gas concentrate ≥ 85%
9. 具有远程监控和程序升级功能 It has remote monitor and program upgrade functions.

技术参数 Main technical parameter

最小玻璃尺寸 (Min.glass size): 300mm × 450 mm
 清洗玻璃厚度 (Washing glass thickness): 3~15 mm
 清洗玻璃速度 (Washing glass speed): 3~10m/min
 电功率 (Power supply): 380V/50Hz 37.5kw
 中空玻璃厚度 (Insulating glass thickness): 15~60mm
 传送玻璃速度 (Transmission glass speed): 45 m/min
 压缩空气、流量 (Compressed air, Flow volume) : 0.8m³/min
 气压 (Air pressure) : 0.7Mpa
 充气时间 (Gas filling time) 3~5s
 环境温度 (Environment temperature) : 7~50℃
 毛刷 (brush) : 6 根 pieces (3 根 low-e 毛刷 / 3 low-e brushes)



主要技术参数 (Main Technique Parameter)

产品型号 Product model	最大玻璃尺寸 mm Max.glass size	Low-E	大小片 Stepped glass	三层 Triple glazing	设备尺寸 L × W × H Dimension mm	功率 Power supply	功能段 Function section	翻转台 Overturning platform	备注 Remarks
LBW2000PC	1950 × 2580	√	选装 optional	√	18800 × 2600 × 3050	34KW	7	选装 optional	
LBW2200PC	2200 × 3000	√	选装 optional	√	21300 × 2800 × 3300	34KW	7	选装 optional	
LBW2500PC	2500 × 3500	√	选装 optional	√	21600 × 2800 × 3450	37.5KW	7	选装 optional	

LBW2000PC/2200PC/2500PC 立式全自动中空玻璃板内自动充气平压生产线

LBW2000PC/2200PC/2500PC Vertical Automatic Insulating Glass Gas Filling Inside Flat Press Production Line

LBW2000PC/2200PC/2500PC Вертикальная автоматическая линия для производства стеклопакетов



性能特点 Main Feature

1. 能实现板内板外和片, 充气时采用板内合片, 板内合片可实现大小片、玻璃幕墙的生产。
Achieve the functions of outside and inside assembly, automatically fill argon gas and stepped glazing
2. 全程 PLC 控制系统, 触摸屏人机界面 Adopts the PLC to control the working condition and touch screen
3. 自动识别镀膜和 Low-E 玻璃的膜层 Automatic detect coated surface of coating glass and Low-E glass
4. 清洗机风刀根据玻璃厚度自动调整 Air knife can automatic adjust according to glass thickness.
5. 清洗镀膜、Low-E 玻璃时, 毛刷转速可变频驱动。Brushes' rotate speed variable frequency drive.
6. 铝框自动定位, 玻璃自动定位系统 Aluminum spacer and glass automatic positioning system
7. 自动检测玻璃长度、高度, 自动调节最佳充气时间, 节省用气量
Automatic detect the length and height of glass, automatic adjust the best gas filling time
8. 板内充气压机采用四轴伺服联动, 具有合片、压片、充气一体功能, 保证中空玻璃氩气含量 ≥ 85%
Automatic gas filling press machine adopt 4 servo motors, which has assembling, pressing and automatic gas filling functions. Ensure the insulating glass argon gas concentrate ≥ 85%
9. 具有远程监控和程序升级功能 It has remote monitor and program upgrade functions.

技术参数 Main technical parameter

最小玻璃尺寸 (Min.glass size): 300mm × 450 mm
 清洗玻璃厚度 (Washing glass thickness): 3~15 mm
 清洗玻璃速度 (Washing glass speed): 3~10m/min
 电功率 (Power supply): 380V/50Hz 37.5kw
 中空玻璃厚度 (Insulating glass thickness): 15~60mm
 传送玻璃速度 (Transmission glass speed): 45 m/min
 压缩空气、流量 (Compressed air, Flow volume) : 0.8m³/min
 气压 (Air pressure) : 0.7Mpa
 充气时间 (Gas filling time) 3~5s
 环境温度 (Environment temperature) : 7~50℃
 毛刷 (brush) : 6 根 pieces (3 根 low-e 毛刷 / 3 low-e brushes)



主要技术参数 (Main Technique Parameter)

产品型号 Product model	最大玻璃尺寸 mm Max.glass size	Low-E	大小片 Stepped glass	三层 Triple glazing	设备尺寸 L×W×H Dimension mm	功率 Power supply	功能段 Function section	翻转台 Overturning platform	备注 Remarks
LBW2000PC	1950 × 2580	√	选装 optional	√	18800 × 2600 × 3050	34KW	7	选装 optional	
LBW2200PC	2200 × 3000	√	选装 optional	√	21300 × 2800 × 3300	34KW	7	选装 optional	
LBW2500PC	2500 × 3500	√	选装 optional	√	21600 × 2800 × 3450	37.5KW	7	选装 optional	

LBW2000PN/2200PN/ 2500PN立式中空玻璃板内合片平压生产线

LBW2000PN/2200PN/2500PN Vertical Insulating Glass Assembly Inside Flat Press Production Line

LBW2000PN/2200PN/2500PN Полно-автоматическая производственная линия гладкого печатания по внутренней свернутой планке вертикального пустотелого листового стекла



性能特点 Main Feature

1. 采用进口低压电气元件、传感器，PLC 全程自动控制设备运转。
 2. 本机生产效率高，设有小片玻璃储存区，清洗玻璃可连续输入。
 3. 采用 Proface 触摸屏，操作方便，动态显示设备运转及故障情况。
 4. 特有远程诊断系统，及时方便提供软硬件技术支持。
 5. 节能间断式自动工作系统，设备使用段全速运行，其它部分如不工作处于智能休眠状态。
1. Adopts imported low-voltage electrical component and sensor; the equipment is automatically controlled by PLC during the whole operation.
 2. With storage room for small pieces of glass and washing glass procedure can be done successively, the machine has high efficiency in production.
 3. Adopts the preface touch screen, which is convenient to operate.
 4. Peculiar distance diagnose system, support the software and hardware technology in time.
 5. Has energy saving discontinuity automatic working system. The section in use will run at full speed, other parts are in intellectual dormancy state if they don't work.

技术参数 Main technical parameter

输入电压 (Power Supply) 380V 50Hz
 总功率 (Total Power) 38Kw
 清洗速度 (Cleanout Speed) 3~10m/min
 传送玻璃速度 (Transmission Speed) 45m/min
 最小玻璃尺寸 (Min. Glass Size) 300 × 400mm
 中空玻璃最大厚度 (Max Insulating Glass Thickness) 15~60mm
 清洗玻璃厚度 (Cleanout Glass Thickness) 3~12mm
 耗气量 (Air Consumption) 800L/min
 总重量 (Total Weight) 7500kg



主要技术参数 (Main Technique Parameter)

产品型号 Product model	最大玻璃尺寸 mm Max. glass size	Low-E	大小片 Stepped glass	三层 Triple glazing	设备尺寸 L×W×H Dimension mm	功能段 Function section	翻转台 Overturning platform	备注 Remarks
LBW2000PN	1950 × 2580	✓	选装 optional	✓	16400 × 2600 × 3100	6	选装 optional	
LBW2200PN	2200 × 3000	✓	选装 optional	✓	21300 × 2800 × 3300	6	选装 optional	
LBW2500PN	2450 × 3000	✓	选装 optional	✓	21600 × 2800 × 3450	6	选装 optional	

LBW2000PD/2200PD/2500PD 立式全自动中空玻璃多功能平压生产线

LBW2000PD/2200PD/2500PD Vertical Automatic Insulating Glass Multi-function Flat Press Production Line

LBW2000PD/2200PD/2500PD Вертикальная многоцелевая многоступенчатая многоступенчатая производственная линия



性能特点 Main Feature

1. 全程 PLC 控制系统，触摸屏人机界面
Adopts the PLC to control the working condition, touch screen and man-machine interface.
2. 自动识别镀膜和 Low-E 玻璃的膜层面
Automatic detect coated surface of coating glass and Low-E glass
3. 可清洗镀膜、Low-E 玻璃 Clean coating glass and low-e glass.
4. 清洗机风刀根据玻璃厚度自动调整 Air knife can automatic adjust according to glass thickness.
5. 铝框自动定位，玻璃自动定位系统 Aluminum spacer and glass automatic positioning system
6. 清洗镀膜时，毛刷转速可变频驱动。Brushes' rotate speed variable frequency drive.
7. 可生产两层、三层、大小片、异形中空玻璃
Produce double glazing, triple glazing, stepped and shaped insulating glass.
8. 液压提供板压动力，能打开 450mm 进行维护
Hydraulic pressure provides power for plate press section, able to open the 450mm for maintenance.

技术参数 Main technical parameter

最小玻璃尺寸 (Min.glass size): 300mm × 450 mm
清洗玻璃厚度 (Washing glass thickness): 3~15 mm
清洗玻璃速度 (Washing glass speed): 3~10m/min
电功率 (Power supply): 380V/50Hz 37.5kw
中空玻璃厚度 (Insulating glass thickness): 15~60mm
传送玻璃速度 (Transmission glass speed): 45 m/min
压缩空气、流量 (Compressed air, Flow volume) : 0.8m³/min
气压 (Air pressure) : 0.7Mpa
环境温度 (Environment temperature) : 7~50℃
毛刷 (brush) : 6 根 pieces (3 根 low-e 毛刷 / 3 low-e brushes)



异形玻璃样式 heteromorphic glass type



主要技术参数 (Main Technique Parameter)

产品型号 Product model	最大玻璃尺寸 mm Max.glass size mm	Low-E	大小片 Stepped glass	三层 Triple glazing	设备尺寸 L×W×H Dimension mm	功能段 Function section	异形 Shaped glass	备注 Remarks
LBW2000PD	1950 × 2580	√	选装 optional	√	16400 × 2600 × 3100	7	选装 optional	
LBW2200PD	2200 × 3000	√	选装 optional	√	21300 × 2800 × 3300	7	选装 optional	
LBW2500PD	2450 × 3000	√	选装 optional	√	21600 × 2800 × 3450	7	选装 optional	

WL2500-32/WL2000-32 中空玻璃异形全自动密封胶线
 WL2500-32/WL2000-32 Insulating Glass Automatic Sealing Machine----Shape IG
 WL2500-32/WL2000-32 Автоматическая машина запечатывания



性能特点 (Main Feature)

1. 可实现各种尺寸的中空玻璃打胶的连续性, 打胶效率高, 质量稳定
2. 两套完全独立的供胶系统, 两种密封胶可任意切换
3. 第三段可预存玻璃, 加强设备运转的连续性, 提高生产效率
4. 人机界面友好, 操作方便
5. 边部涂胶充实无气泡, 角部饱满, 无需人工修整
6. 世界知名品牌的伺服控制系统, 性能稳定
7. 精确的同步带传输系统, 确保玻璃运行平稳无污染
8. 独特的胶量自动报警装置
9. 异形可选图形: 半圆形、三角形、矩形、梯形、直边半圆形、多边形、大小片等

主要技术参数 (Main Technique Parameter)

1. 最小玻璃尺寸 Min. glass size: 300 × 300mm
2. 最大玻璃尺寸 Max. glass size: 2500 × 3500mm
3. 玻璃厚度范围 Glass thickness: 3~12mm
4. 中空玻璃厚度 Insulating glass thickness: 15~60mm
5. 打胶速度 Sealing speed: 5~30m/min
6. 打胶宽度 Sealing width: 6~24mm
7. 打胶深度 Sealing depth: 2~15mm
8. 传送速度 Conveyor speed: 0~48 m/min
9. 功率 Power supply: 13KW
10. 气源 Air supply: 0.5~0.8MPa
11. 工作高度 Working height: 520~580mm
12. 外形尺寸 Dimension: 9500 × 3000 × 3400mm

1. Achieve various size of rectangular insulating glass automatic continuously sealing, high efficiency & stable quality sealing performance
2. Two separate sealant supply (pump, mixing device) system, which can be switched freely (MODEL# WL2500-32 with this function)
3. Finished IG unit can be stored on the third section, strengthen the continuity of machine's operation, and improve the production efficiency
4. Friendly interface, easy for operation
5. The sealing of all edges and corners enriches no air bubbles, fully coating, without manual trimming
6. Adopt World-renowned servo control system, stable performance
7. Accurate synchronous belt transmission system to ensure glass convey stable and clean
8. The automatic alarm device with unique sufficient sealant
9. Shape: Semicircle, Rectangle, Trapezium, Straight Edge+Semicircle, Polygon and Size etc.

默认功能 default function



三玻两腔
three glass two space



双套供胶
double sealant supply system



四边大小片
stepped insulating glass



异形玻璃
heteromorphic glass



供胶加热
supplying sealant and heating

异形玻璃样式 heteromorphic glass type



主要技术参数 (Main Technique Parameter)

产品型号 Product model	最大玻璃尺寸 Max.glass size	供胶系统 Sealant-mixing System	两层 Double glazing	三层 Triple glazing	异形 shape glass	大小片 Step glazing	设备尺寸 L×W×H Dimension mm	功能段 Function section
WL2000-32	2000 × 3000mm	双供胶系统 Two separate	√	√	√	√	8290 × 2800 × 2950	3
WL2500-32	2500 × 3500mm	双供胶系统 Two separate	√	√	√	√	9500 × 3200 × 3400	3

WL2000-31/32 WL2500-31/32 中空玻璃全自动密封胶线

WL2000-31/32 WL2500-31/32 Insulating Glass Automatic Sealing Line

WL2000-31/32 WL2500-31/32 Автоматическая машина запечатывания



性能特点 (Main Feature)

1. 可实现各种尺寸的矩形中空玻璃打胶的连续性, 打胶效率高, 质量稳定
2. 两套完全独立的供胶系统, 两种密封胶可任意切换 (WL2500-32 型号具有此性能)
3. 第三段可预存玻璃, 加强设备运转的连续性, 提高生产效率
4. 人机界面友好, 操作方便
5. 边部涂胶充实无气泡, 角部饱满, 无需人工修整
6. 世界知名品牌的伺服控制系统, 性能稳定
7. 精确的同步带传输系统, 确保玻璃运行平稳无污染
8. 独特的胶量自动报警装置

1. Achieve various size of rectangular insulating glass automatic continuously sealing, high efficiency & stable quality sealing performance
2. Two separate sealant supply (pump, mixing device) system, which can be switched freely (MODEL# WL2500-32 with this function)
3. Finished IG unit can be stored on the third section, strengthen the continuity of machine's operation, and improve the production efficiency
4. Friendly interface, easy for operation
5. The sealing of all edges and corners enriches no air bubbles, fully coating, without manual trimming
6. Adopt World-renowned servo control system, stable performance
7. Accurate synchronous belt transmission system to ensure glass convey stable and clean
8. The automatic alarm device with unique sufficient sealant

主要技术参数 (Main Technique Parameter)

1. 最小玻璃尺寸 Min. glass size: 300 × 300mm
2. 最大玻璃尺寸 Max. glass size: 2500 × 3500mm / 2000 × 3000mm
3. 玻璃厚度范围 Glass thickness: 3~12mm
4. 中空玻璃厚度 Insulating glass thickness: 15~60mm
5. 打胶速度 Sealing speed: 5~30 m/min
6. 打胶宽度 Sealing width: 6~24mm
7. 打胶深度 Sealing depth: 2~15mm
8. 传送速度 Conveyor speed: 0~48 m/min
9. 功率 Power supply: 13KW
10. 气源 Air supply: 0.5~0.8MPa
11. 工作高度 Working height: 520~580mm

可选功能
optional function



异形玻璃
heteromorphic glass



供胶加热
supplying sealant and heating

异形玻璃样式
heteromorphic glass type



主要技术参数 (Main Technique Parameter)

产品型号 Product model	最大玻璃尺寸 Max.glass size	供胶系统 Sealant-mixing System	两层 Double glazing	三层 Triple glazing	设备尺寸 L×W×H Dimension mm	功能段 Function section
WL2000-31	2000 × 3000mm	单供胶系统 Single separate	√	√	8790 × 2800 × 2950	3
WL2000-32	2000 × 3000mm	双供胶系统 Two separate	√	√	8790 × 3000 × 2950	3
WL2500-31	2500 × 3500mm	单供胶系统 Single separate	√	√	9500 × 3000 × 3400	3
WL2500-32	2500 × 3500mm	双供胶系统 Two separate	√	√	9500 × 3200 × 3400	3

WL2000-41/42 WL2500-41/42 中空玻璃全自动封胶线

WL2000-31/32 WL2500-31/32 Insulating Glass Automatic Sealing Line

WL2000-31/32 WL2500-31/32 Автоматическая машина запечатывания



性能特点 (Main Feature)

1. 可实现各种尺寸的矩形中空玻璃打胶的连续性, 打胶效率高, 质量稳定
2. 两套完全独立的供胶系统, 两种密封胶可任意切换 (WL2500-32 型号具有此性能)
3. 第一段和第三段可预存玻璃, 加强设备运转的连续性, 提高生产效率
4. 人机界面友好, 操作方便
5. 边部涂胶充实无气泡, 角部饱满, 无需人工修整
6. 世界知名品牌的伺服控制系统, 性能稳定
7. 精确的同步带传输系统, 确保玻璃运行平稳无污染
8. 独特的胶量自动报警装置

1. Achieve various size of rectangular insulating glass automatic continuously sealing, high efficiency & stable quality sealing performance
2. Two separate sealant supply (pump, mixing device) system, which can be switched freely (MODEL# WL2500-32 with this function)
3. Finished IG unit can be stored on the first and third section, strengthen the continuity of machine's operation, and improve the production efficiency
4. Friendly interface, easy for operation
5. The sealing of all edges and corners enriches no air bubbles, fully coating, without manual trimming
6. Adopt World-renowned servo control system, stable performance
7. Accurate synchronous belt transmission system to ensure glass convey stable and clean
8. The automatic alarm device with unique sufficient sealant

主要技术参数 (Main Technique Parameter)

1. 最小玻璃尺寸 Min. glass size: 300 × 300mm
2. 最大玻璃尺寸 Max. glass size: 2000 × 3000mm/2500 × 3500mm
3. 玻璃厚度范围 Glass thickness: 3~12mm
4. 中空玻璃厚度 Insulating glass thickness: 15~60mm
5. 打胶速度 Sealing speed: 5~30m/min
6. 打胶宽度 Sealing width: 6~24mm
7. 打胶深度 Sealing depth: 2~15mm
8. 传送速度 Conveyor speed: 0~48 m/min
9. 功率 Power supply: 13KW
10. 气源 Air supply: 0.5~0.8MPa
11. 工作高度 Working height: 520~580mm



可选功能
optional function




异形玻璃
heteromorphic glass



供胶加热
supplying sealant and heating

异形玻璃样式
heteromorphic glass type



主要技术参数 (Main Technique Parameter)

产品型号 Product model	最大玻璃尺寸 Max.glass size	供胶系统 Sealant-mixing System	两层 Double glazing	三层 Triple glazing	设备尺寸 L×W×H Dimension mm	功能段 Function section
WL2000-41	2000 × 3000mm	单供胶系统 Single separate	√	√	8790 × 2800 × 2950	4
WL2000-42	2000 × 3000mm	双供胶系统 Two separate	√	√	8790 × 3000 × 2950	4
WL2500-41	2500 × 3500mm	单供胶系统 Single separate	√	√	9500 × 3000 × 3400	4
WL2500-42	2500 × 3500mm	双供胶系统 Two separate	√	√	9500 × 3200 × 3400	4

WLCM2000/2500 立式全自动除膜机

WLCM2000/2500 Vertical Automatic Coating Deletion Machine

WLCM2000/2500 Вертикальные автоматы удаления мембраны



主要性能特点 (Main Feature)

1. 全程采用基恩士运动控制系统，人机界面触摸屏
2. 自动识别LOW-E 玻璃镀膜层
3. 四轴伺服控制系统
4. 双向上料工作方式
5. 磨轮接触膜面自动调压系统
6. 自动除尘功能、磨轮自动修整功能

- 1.The machine adopts KEYENCE motion control system and touch screen interface
- 2.LOW-E glass automatic coating identification
- 3.Four axis servo control system
- 4.Two-way glass input
- 5.Abrasive wheel contact surface pressure auto adjustment system
- 6.Auto dedusting function、Auto abrasive wheel modification function

技术参数 Technical Parameter

加工玻璃最大尺寸 (Max.glass processing size) : 2000 × 3000mm/ 2500 × 3500mm

加工玻璃最小尺寸 (Min.glass processing size) : 300 × 400mm

除膜玻璃厚度 (Glass thickness) : 3-19mm

玻璃传送速度 (Glass transmission speed) : 30m/min

玻璃除膜速度 (Edge deleting speed) : 0-15m/min

磨轮宽度 (Abrasive wheel width) : 10/12/15mm

气源 (Air supply Flow) : 0.2m³/min

流量 (Air pressure) : ≥0.8Mpa

电功率 (Total Power) : 3P 380V 50HZ 15KW

外形尺寸 (Dimension) L*W*H : 7900 × 2100 × 3350mm

LQ2000/2200/2500/3300 立式玻璃清洗干燥机

LQ2000/2200/2500/3300 Vertical Automatic Glass Washing And Drying Machine

LQ2000/2200/2500/3300 Вертикальная автоматическая стеклянная стиральная машина для сушки



性能特点 Main Feature

1. 清洗机全部采用不锈钢材料，无油润滑轴承
2. 清洗机风刀根据玻璃厚度自动调整
3. 自动识别镀膜玻璃和Low-E玻璃的膜层面
4. 可清洗在线和离线镀膜玻璃和Low-E 玻璃
5. 采用间断式工作方式
6. 毛刷根据玻璃厚度可自动调整

- 1.All washing parts are stainless steel,oil-free lubrication bearing
2. The air knife can be auto-adjusted according to glass thickness
- 3.Auto-detection the film of coating glass and Low-E glass
- 4.Can wash on/off coating glass and Low-E glass
- 5.Adopts discontinuity working way
- 6The brush can be auto-adjusted according to glass thickness

主要技术参数 (Main Technique Parameter)

产品型号 Product model	最大玻璃尺寸 mm Max.glass size	Low-E	风刀自动调节 Auto-adjust air knife	设备尺寸 L×W×H Dimension mm	毛刷自动调节 Auto-adjust brush	翻转台 Overturning platform	备注 Remarks
LQ2000	2000 × 2650	√	选装 optional	7800 × 2600 × 3100	选装 optional	选装 optional	
LQ2200	2200 × 3000	√	选装 optional	8500 × 2800 × 3450	选装 optional	选装 optional	
LQ2500	2500 × 3000	√	选装 optional	8500 × 2800 × 3450	选装 optional	选装 optional	
LQ3300	3300 × 6000	√	选装 optional	21500 × 3000 × 4250	选装 optional	√	

WL-2000 丁基胶涂布机
 WL-2000 Butyl Extruder Machine
 WL-2000 Машина нанесения клея бутила модели



主要性能特点 (Main Feature)

- 1.根据铝条宽度自动调节两个胶嘴的距离, 可达27mm
 - 2.可加工弧形铝框
 - 3.最大装胶量14L
 - 4.设备自带缺胶报警系统
- 1.Butyl extruder can automatically process frames from 27mm width.
 2.A timer enables the pre-heating of butyl ahead of the start of operation.
 3.Possible to control the length of butyl application and monitoring current production quantity on the touch screen.
 4.The machine has sealant shortage alarm system

主要技术参数 (Main Technique Parameter)

设备尺寸 (Machine sizes) :
 3000mm(L) × 600mm(w) × 950mm(H)
 铝框宽度 (Spacer width) : 6~27mm
 最小铝框 (Minimal size) : 250mm × 250mm
 速度 (Speed) : 0~35m/min
 容量 (Butyl volume) : 14L(2blocks)
 电压 (Power source) : AC 380V 3ph 50HZ
 功率 (Total power) : 3.75kw
 气源压力 (Air pressure) : ≥8kgf/cm²
 总重量 (Total weight) : 850kg



DJT04H 丁基胶涂布机
 DJT04H Butyl Extruder Machine
 DJT04H Машина нанесения клея бутила модели



主要性能特点 (Main Feature)

- 1.触摸屏人机界面, PLC 控制系统
 - 2.数字化控制出胶, 停胶时间
 - 3.胶缸胶嘴双加热系统
 - 4.胶嘴距离平动调节, 不用卸压力
 - 5.弧形铝框涂布功能
- 1.PLC control system with touch screen interface
 2.Digital control extruding start and stop time
 3.Butyl cylinder and nozzle have two heating systems
 4.Manually adjust the nozzle distance, no pressure relief
 5.Available for curved spacer

主要技术参数 (Main Technique Parameter)

输入电压 (Power supply) :380V/50Hz
 总功率 (Total power) :3.6Kw
 输送速度 (Transmit speed) :0~35m/min
 打胶温度 (Temperature) :100~160℃
 气动压力 (Air pressure) :0.6~0.8MPa
 挤胶压力 (Squeeze pressure) :8~20MPa
 胶头可调范围 (Adjustable range) :0~27mm
 耗气量 (Air consumption) :50L/min
 外形尺寸 (Dimension) :3000 × 700 × 1236mm
 总重量 (Total weight) :800kg

WL-3000 丁基胶涂布机
 WL-3000 Butyl Extruder Machine
 WL-3000 Машина нанесения клея бутила модели



主要性能特点 (Main Feature)

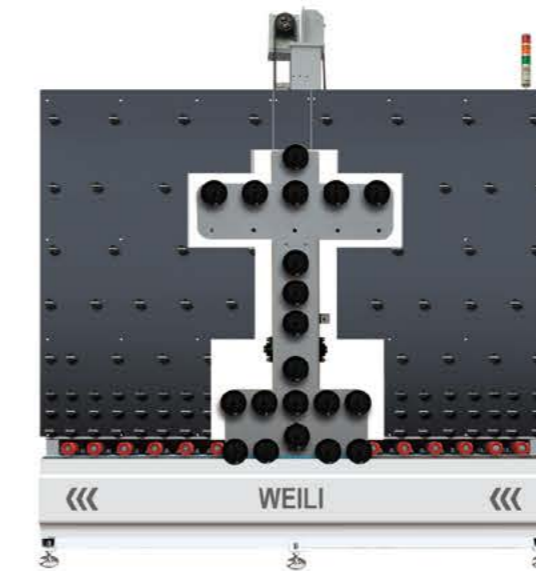
1. 根据铝条宽度自动调节两个胶嘴的距离, 可达27mm
 Butyl extruder can automatically process frames from 25mm width.
2. 液压可启动双路系统确保稳定性能
 The feeding nozzles can be positioned to deliver uniform sealing.
3. 工作速度可调节至5~47m/min
 Pneumatic operation of the butyl process is controlled by a PLC that electronically regulates the temperature of the butyl heaters.
4. 可加工弧形铝框 A timer enables the pre-heating of butyl ahead of the start of operation.
5. PLC和触摸屏控制 The height adjustment is available according to the frame size. And the nozzle width shall be controlled by pneumatic and hydraulic parallel method.
6. 可以选择定时开机 Conveyor speed can be adjusted with 5 conveyor speed.
7. 设备自带缺胶报警系统 The machine has sealant shortage alarm system

主要技术参数 (Main Technique Parameter)

设备尺寸 (Machine sizes) : 3000mm(L) × 700mm(w) × 950mm(H)
 铝框宽度 (Spacer width) : 6~27mm
 最小铝框 (Minimal size) : 250mm × 250mm
 速度 (Speed) : 5~47m/min
 容量 (Butyl volume) : 14L(2blocks)
 电压 (Power source) : 380V 50HZ 功率 (Total power) : 5.7kw
 气源压力 (Air pressure) : ≥0.6MPa
 总重量 (Total weight) : 890kg




WLSP2000/2500中空玻璃全自动上片机
 WLSP2000/2500 Automatic Insulating Glass Loading Machine
 WLSP2000/2500 Автоматическая машина Показы



技术参数 Technical Parameter

最大玻璃尺寸 (Max Glass size) : 2000 × 2600 mm / 2500 × 3000mm
 上片玻璃厚度 (Glass thickness) : 4~12mm
 吸臂速度 (Suction arm speed) : 0~12m/min
 吸臂伸出最大尺寸 (The Max size of suction arm stretched out) : 800mm
 摆臂工作角度 (The work angle of swing arm) : 84~100°
 总耗气量 (Air consumption) : 100L/min
 总功率 (Total Power) : 10KW
 总重量 (Total weight) : 2000KG
 外形尺寸 (Dimension) : 2650 × 2600 × 2900mm / 3150 × 2600 × 3350mm

WLXP2000/2500中空玻璃全自动下片机
 WLXP2000/2500 Automatic Insulating Glass Unloading Machine
 WLXP2000/2500 Автоматическая машина Показы



技术参数 Technical Parameter

最大玻璃尺寸 (Max Glass size) : 2000 × 2600 mm / 2500 × 3000mm
 下片玻璃厚度 (Glass thickness) : 12~60mm
 吸臂速度 (Suction arm speed) : 0~12m/min
 吸臂伸出最大尺寸 (The Max size of suction arm stretched out) : 800mm
 摆臂工作角度 (The work angle of swing arm) : 84~100°
 总耗气量 (Air consumption) : 100L/min
 总功率 (Total Power) : 10KW
 总重量 (Total weight) : 2000KG
 外形尺寸 (Dimension) : 2650 × 2600 × 2900mm / 3150 × 2600 × 3350mm

LWJ02 铝条半自动折弯机

LWJ02 Semi-automatic Bar Bending Machine
LWJ02 Стол ломка бар полуавто.

主要技术参数 (Main Technique Parameter)

电源电压 (Power supply) :220V 50Hz
气源压力 (Air pressure) :0.4~0.6MPa
最大铝框尺寸 (Max.alu spacer Size) :2000×2000mm
最小铝框尺寸 (Min.alu spacer Size) :250×250mm
折弯角度 (Bending angle) :90°
铝隔条厚度 (Thickness of alu spacer) :6.5mm
铝隔条宽度 (Width of alu spacer) :5.5~22.5mm
电功率 (Power supply) : 2P220V 50HZ 0.2KW
外形尺寸 (Dimension) :4000×1300×1700mm



LWJ01/LWJ03 铝条全自动折弯机 (常规/可折暖边条)

LWJ01 Automatic Bar Bending Machine (Routine / Fold Bend)
LWJ01 Стол ломка бар полуавто (Обычные / согреваемые краевые полосы)

主要技术参数 (Main Technique Parameter)

加工铝条最大尺寸 (Max spacer frame size) : 2500×3000mm
加工铝条最小尺寸 (Min spacer frame size) : 250×380mm
铝条宽度 (Spacer width range) : 5.5~27mm
尺寸误差 (Size tolerances) : ≤±0.5mm 气压 (Air pressure) : ≥0.8MPa
角度误差 (Angle tolerances) : ≤±1 加工速度 (Production speed) : ≤30s/ps
电功率 (Power supply) : 2P 220V 50HZ 2.5KW
外形尺寸 (Dimension) : 10500×2100×2200mm



BFGJ03 全自动分子筛灌装机

BFGJ03 Automatic Desiccant Filling Machine
BFGJ03 Станок для заполнения силикогелем



FZG03 分子筛灌装机

FZG03 Desiccant Filling Machine
FZG03 Машина погрузки наливом молекулярного сита модели



FZJ02 分子筛灌装机 (半自动)

FZJ02 Desiccant Filling Machine (Semi-automatic)
FZJ02 Станок для заполнения силикогелем



WL150/200玻璃吸盘吊架(2个吸盘/4个吸盘)

WL150/200 Glass Vacuum Lifter(2/4 suckers)
WL150/200 Стекло присоски вешалка(2/4 Присоска)



主要技术参数 (Main Technique Parameter)		
产品型号 Product model	WL150	WL200
吸盘数量 Sucker number	2个	4个
吸盘尺寸(mm) Sucker Dimension	600×600×700	700×700×800
吸盘限重 Sucking weight	150KG	200KG
翻转角度 Turning angel	侧翻90°	侧翻90°
气缸行程(mm) Cylinder stroke	1250	1050
立柱高度(mm) Pillar height	3950	3950
悬臂长度(mm) Cantilever length	4270	4270



QX2500C 玻璃清洗机 (LOW-E)

QX2500C Glass Washing And Drying Machine(LOW-E)
QX2500C Сушильная установка для очистки стекла(LOW-E)

技术参数 (Main technical parameter)


最大玻璃宽度 (Max width of glass) : 2500mm
 最小玻璃规格 (Min length of glass) : 400 × 400mm
 玻璃厚度 (Glass thickness) : 3~19mm
 玻璃传送速度 (Glass conveyor speed) : 0.6~6.5m/min
 台面高度 (Height of operation platform) : 880mm ± 20
 总功率 (Total power) : 29.95KW
 电源 (Power) : 380VAC 50HZ
 重量 (Weight) : About 4200kg
 外形尺寸 (Dimension) : 6590 × 3800 × 3100mm

主要性能特点 (Main Features)

- 1、传送胶辊直径为75mm，胶辊经久耐用。
 - 2、主传动采用伞齿轮传动，变频调速、数字显示、清洗段毛刷辊转动分别由上、下毛刷由三组电机分别驱动，上部两组，下部一组电机通过皮带带动毛刷转动；
 - 3、清洗段和烘干段可整体电动升降到400 mm，配有高强度螺杆升降机构，操作简单，方便设备的维护、保养和检修。
 - 4、毛刷(150mm)三对，轴头采用不锈钢材料加工配置、可洗硬/软LOW-E、普通镀膜和阳光镀膜玻璃。
 - 5、适应于对清洗风干效果要求极高的玻璃钢化炉、丝印线、夹层线等设备的配套使用。
1. Transmission rollers adopt diameter of 75mm durable rubber rollers.
 2. Main transmission adopts bevel gear drive with frequency control and digital display. The upper and lower brushes are driven separately by three motors (upper two, lower one) through belt driving to ensure smooth rotation speed with high cycle life.
 3. Top frame of both washing and drying sections equipped with high strength screw can be elevated by 400mm as a whole, easy to operate, for the convenience of cleaning and maintaining.
 4. Three pairs of brushes(150mm), of which shafts are processed with stainless steel material, can wash hard and soft LOW-E glass, normal coated glass and sunshine coated glass.
 5. It is especially suitable for supporting use of glass tempering furnace, screen printing line, laminating line and other equipment on highly demanding for cleaning and drying effect.

ST05双组份涂胶机 (气动型)

ST05 Sealant-spreading Machine(pneumatic working system)
ST05 Машина для нанесения двухкомпонентных клеев типа



ST06 双组份涂胶机 (气马达型)

ST06 Sealant-spreading Machine(air motor system)
ST06 Машина для нанесения двухкомпонентных клеев типа



WL4323 三臂多功能切割桌

WL4323 Three-arms Multi-functional Glass Cutting Table
WL4323 три руки таблицы многофункциональный резки



HZT01 回转涂胶台

HZT01 Rotated Sealant-spreading Table
HZT01 Ротационная платформа накатывания



FZT03 玻璃翻转台

FZT03 Glass Tilting and Breaking Table
FZT03 Стекло Флип стол



LDX03 胶枪冷冻箱

LDX01 Sealant Gun Freezer
LDX01 Клей пистолет Морозильники



ZCJ03 中空玻璃充气机

ZCJ03 Air Filling Glass Machine
ZCJ03 Газозаполнениеаэрактор для стеклопакета



YSJT03 液压升降平台

YSJT03 Hydraulic Lifting Platform
YSJT03 Автоматический подъемник



WLRD01/02热熔胶打胶机

WLRD01/02 Hot Melt Glue Sealing Machine
WLRD01/02 Плавящееся покрытие машины



ZSJ03 中空玻璃制水机

ZSJ03 Generating Water Machine of Insulating Glass
ZSJ03 Изоляционные стекла воду, делая машину



BMB95玻璃磨边机

BMB95 Edge Polishing Machine
BMB95 Машина фасетировки стекла модели



SKJ03 铝间隔框输送机

SKJ03 Semi-auto Aluminum Spacer Transfer Machine
SKJ03 Перекладчик алюминиевых промежуточных рам модели



LQJ03 铝间隔条切割机

LQJ03 Aluminum Spacer Bar Cutting Machine
LQJ03 Резательная машина алюминиевых Промежуточных прутов модели



RY1500A 热压机

RY1500A Heated Roller Press Machine
RY1500A Валец для нагрева внутри-пустого стекла



JZT1600(A) 胶条装配台

JZT1600(A) Rubber Strip Assembly Table
JZT1600(A)Лента монтаж станции



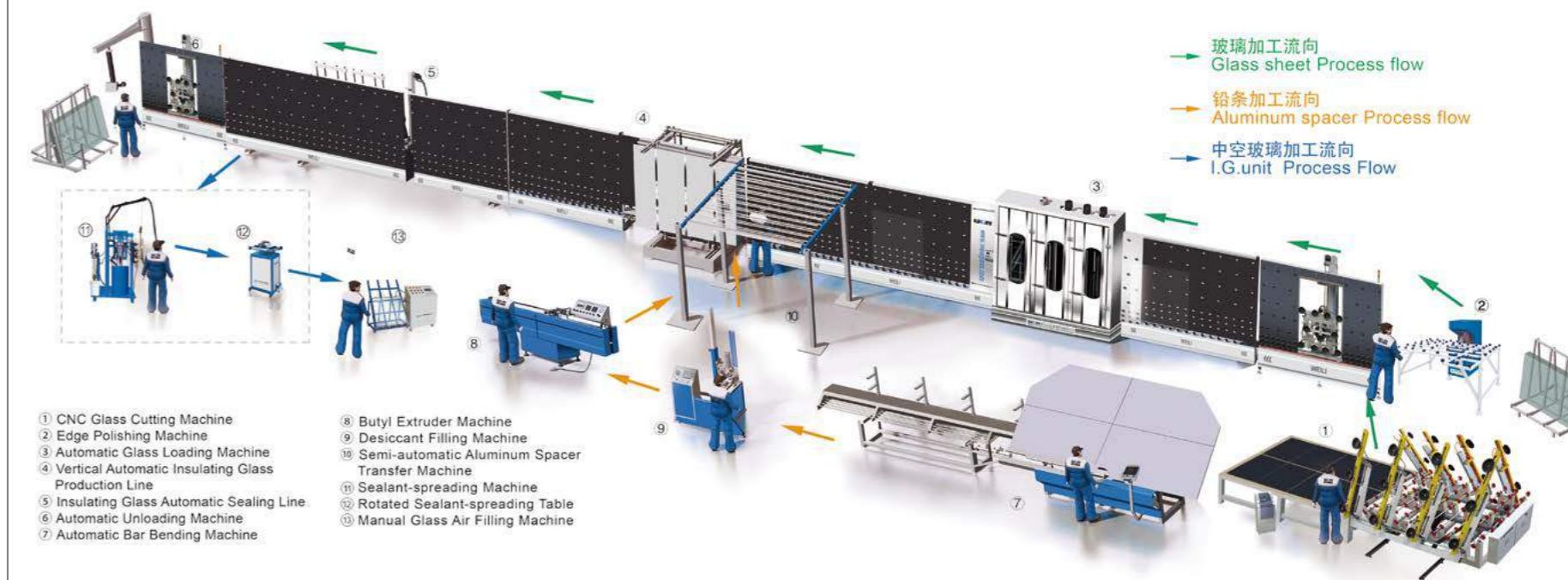
WX1600B 卧式玻璃清洗干燥机

WX1600B Horizontal Glass Washing & Drying Machine
WX1600B Сушильная установка для очистки стекла



【 配置方案 Configuration						
贵宾单位 VIP		联系人 Contact Person				
序号 No.	型号 Model	产品名称 Name	单位 Unit	数量 Qty	单价 Unit price	说明 Description
合计 Total						
最大加工尺寸 Max.glass size		所需厂房面积 Workshop Area		设备占地 Machine layout		
销售顾问 Sales Representative		联系方式 Contact Info		日期 Date		
沟通备忘录 Communication memo						

工艺流程图 Technological Process



服务

Service
WEILI MACHINE

专注你的感受是我们的服务的根本之道
Focus on your feelings is the base of our service
服务是种信念，服务，也是一个品牌
Service is a concept and a brand

携手并进

共创成功未来！
Together with industry partners,
hand in hand altogether to create
the successful future!

服务，用心细心贴心，尽享星级感受！

Service is all about dedication, carefulness and considerateness and to let customers enjoy star-level services!

服务，我们用心，把客户始终放在心上，尽心尽力为客户解决问题；

服务，我们细心，对于客户的每一点要求我们都放在心上，哪怕是再小的问题也是我们对于客户的一份心意；

服务，我们贴心，温馨的话语、甜蜜的笑容，管家式的服务让您感受到高质量的服务体验。

★★★★★“五星服务”是我们努力打造一个服务品牌，透过这个品牌，让我们的服务更周到、更深入人心。

For service, we are fully dedicated to put customers in the first place and solve problems for them by sparing no efforts;

For service, we are very careful to keep each trivial demand of our customers in mind and extend our helping hands to overcome each difficulty;

For service, we are attentive in providing the high-quality “housekeeper” services with our warm words and bright smiles.

★★★★★“Five-star service” is a service brand we are striving to build, through which our services will be more comprehensive and attentive.

PARTNERS 合作伙伴





匠心质造 智能未来

INGENIOUS QUALITY SMART FUTURE

