




# MAIN NEW ENERGY CO.,LTD

## Tubular Gel Battery

### OPzV350 (2V350AH)

Nominal Voltage	2V	
Capacity	350.0Ah@10hr to 1.80V/cell	
Dimension	Length	124±2mm (4.88 inches)
	Width	206±3mm (8.11 inches)
	Container Height	471±3mm (18.5 inches)
	Total Height (with Terminal)	506±3mm (19.9 inches)
Approx Weight	Approx 29.0 kg (63.9lbs)	
Container Material	ABS	
Rated Capacity	350 AH/35.0A	(10hr, 1.80V/cell, 20°C/68°F)
	305 AH/61.0A	(5hr, 1.75V/cell, 20°C/68°F)
	270.4 AH/90.1A	(3hr, 1.75V/cell, 20°C/68°F)
	199 AH/199A	(1hr, 1.60V/cell, 20°C/68°F)
Max. Discharge Current	2800A (5s)	
Internal Resistance	Approx 0.9mΩ	
Operating Temp. Range	Discharge : -20 ~ 55°C (-4 ~ 131°F)	
	Charge : 0 ~ 40°C (32 ~ 104°F)	
	Storage : -20 ~ 50°C (-4 ~ 122°F)	
Cycle Use	Initial Charging Current less than 87.5A. Voltage	
	2.40V~2.50V at 20°C (68°F) Temp. Coefficient -5mV/°C	
Standby Use	No limit on Initial Charging Current Voltage	
	2.25V~2.30V at 20°C (68°F) Temp. Coefficient -3mV/°C	
Self-discharge	<2% pre month @ 20°C (68°F)	



### Applications

- ◆ Solar energy, wind energy
- ◆ Electric power, nuclear power
- ◆ Communication
- ◆ Ship, maritime affairs
- ◆ UPS, medical facilities and emergency lighting
- ◆ Situation with high environmental protection and energy-saving
- ◆ Better safety performance and reliability
- ◆ Designed service life of 20 years

### Main Technical Advantages

- ◆ Plate: positive plate adopts tubular plate which can prevent active material falling, and adopts multi-component alloy frame. have fine corrosion-resisting performance and long service life. Negative plate adopts special radiated structure.
- ◆ Separator: adopt special micro-pore PVC-SiO<sub>2</sub> separator from Europe AMER-SIL Company, separator have big porosity and low resistance.
- ◆ Electrolyte: adopts Germany gas silicon dioxide, electrolyte in gel state in the battery without flowing, leakage and lamination can be avoided.
- ◆ Safety valve: adopt Germany technology, constant opening and closing, accumulator case expansion, damage and electrolyte dry up can be avoided.

### Constant Current Discharge (Amperes) at 20 °C (68°F )

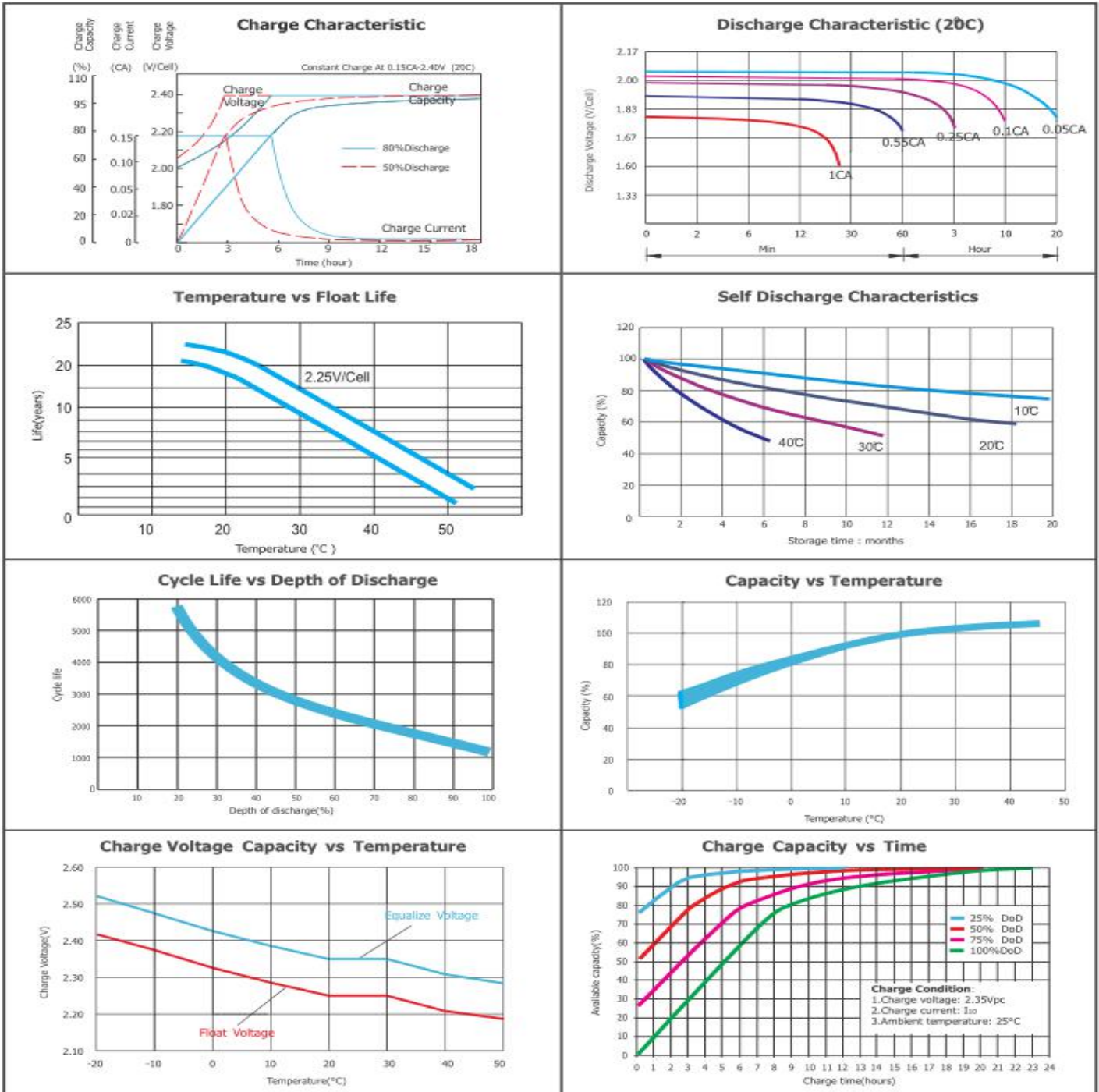
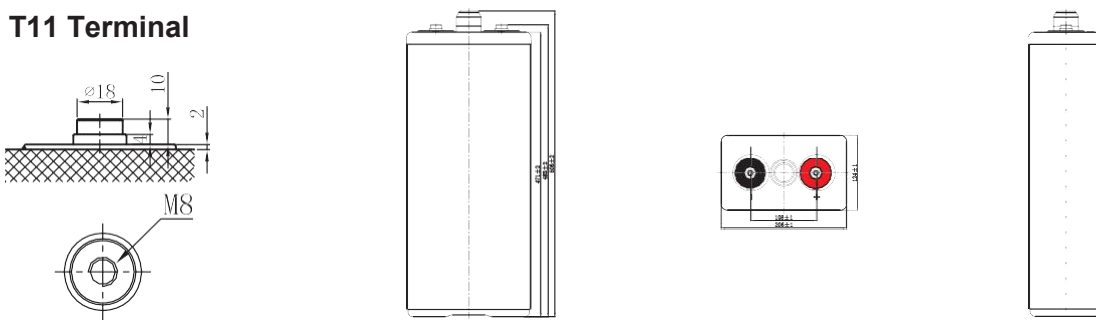
F.V/Time	10min	15min	30min	1h	2h	3h	5h	8h	10h
1.85V/cell	274	253	206	157	105	81.0	55.5	38.7	32.8
1.80V/cell	337	306	240	176	115	88.1	59.8	41.4	35.0
1.75V/cell	399	343	256	183	119	90.1	61.0	42.1	35.6
1.70V/cell	448	374	271	191	122	91.9	61.9	42.7	36.0
1.65V/cell	481	395	282	196	124	93.6	62.9	43.2	36.3
1.60V/cell	503	409	289	199	126	94.7	63.5	43.5	36.6

### Constant Power Discharge (Watts) at 20 °C (68°F )

F.V/Time	10min	15min	30min	1h	2h	3h	5h	8h	10h
1.85V/cell	510	475	394	303	204	158	109	76.7	65.2
1.80V/cell	616	567	455	339	223	171	117	82.0	69.5
1.75V/cell	717	626	480	350	228	174	119	83.2	70.5
1.70V/cell	790	673	503	362	233	177	121	84.1	71.2
1.65V/cell	833	700	518	369	237	180	122	84.9	71.8
1.60V/cell	855	715	526	373	239	181	123	85.3	72.2

# Dimensions

## T11 Terminal



Pb