

NS-2700-450/500/650

NS-2701-450/500/650

工業洗衣機 Industrial Washing Machine



NS-2701
操作面板 Operation panel

NS-2700-500

- 適用於洗滌各種棉織、牛仔、梭織、針織、化纖等衣物織品
- 採用三級皮帶傳動，增大傳動比，減輕馬達工作負荷
- 內膽可定時正、逆轉動
- 配備氣動制車系統，方便停機時對門的位置
- 自動洗衣時間及到溫計時與即時計時方式選擇
- 配備數控恆溫掣，溫控精確
- **NS-2700**採用蒸汽直接加溫
- **NS-2701**採用蒸汽直接加溫與間接加溫相結合


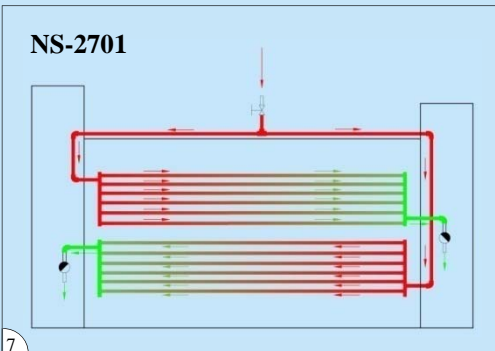
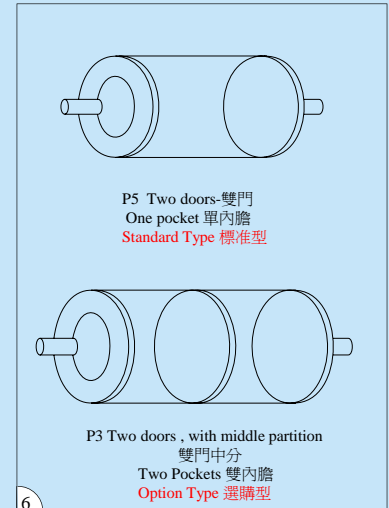
選購件

- 蒸汽(直接/間接加溫)氣動閥總成
- 蒸汽氣動閥總成
- 疏水閥總成
- 手控氣動入水系統
- 手動改氣動排水控制系統
- 另增手動排水控制系統
- 另增氣動排水控制系統
- 手動入藥水盒系統
- 速度控制器系統

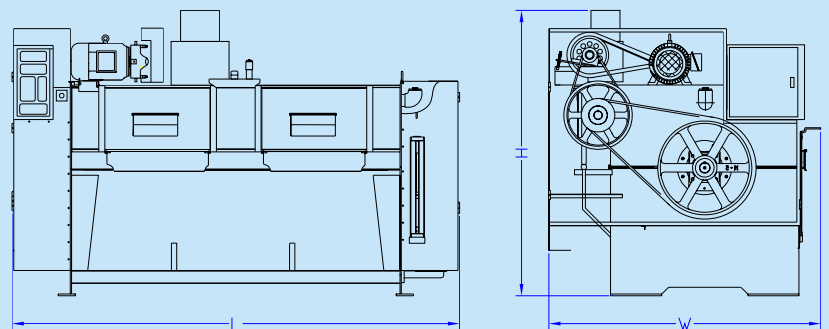
- Suitable for various fabrics such as cotton, jeans, woven, knitting and synthetic fabric, etc.
- 3-axis belt drive for increasing drive ratio and reduce load of motor
- Inner drum preset time forward and backward rotation
- Pneumatic braking system for convenient door position alignment while machine stopping
- Automatic washing time control and selection between up-to-temperature timing and immediate timing
- Digital control thermostat for controlling accurate temperature
- **NS-2700** adopts direct steam heating method
- **NS-2701** adopts combination of direct and indirect steam heating methods

Options


- Steam (Direct/Indirect Heating) Pneumatic Valve Assy
- Steam Pneumatic Valve Assy
- Steam Trap Set
- Manual Controlled Pneumatic Water Feeding System
- Manual to Pneumatic Water Draining Control System
- Additional Manual Water Draining Control System
- Additional Pneumatic Water Draining Control System
- Manual Chemical Feeding System
- Speed Control System



序號 No.	說明 Description
1	直接加溫裝置 Direct steam heating system
2	手推式外門 Manual slide door
3	控制電箱 Electric box
4	三級皮帶傳動 3-axis pulley belt drive
5	手動排水系統 Manual water draining system
6	洗衣機內膽種類 Cylinder configuration
7	蒸汽間接加溫示意圖 Indirect steam heating diagram
8	間接加溫管裝置 Indirect heating system
9	氣動碟刹裝置 Pneumatic Disc Brake Device



機器外形圖
Machine Size:(mm)



選購件(Options):

序號 Serial No.	編號 Part No.	中英文名稱 Description	適用於 Suitable for
A	O-I-01-2	蒸汽(直接/間接加溫)氣動閥總成-Ø1" Steam (Direct/Indirect Heating) Pneumatic Valve Assy-Ø1"	NS-2701-450/500/650
B	O-I-01-4	蒸汽氣動閥總成-Ø1" Steam Pneumatic Valve Assy-Ø1"	NS-2700-450/500/650
C	O-I-03-5	疏水閥總成-Ø1" Steam Trap Set-Ø1"	NS-2701-450/500/650
D	O-I-04-2	手控氣動入水系統-Ø2" Manual Controlled Pneumatic Water Feeding System-Ø2"	NS-2700-450/ NS-2701-450
	O-I-04-3	手控氣動入水系統-Ø3" Manual Controlled Pneumatic Water Feeding System-Ø3"	NS-2700-500/650, NS-2701-500/650
E	O-I-07-3	手動改氣動排水控制系統-Ø8" Manual to Pneumatic Water Draining Control System-Ø8"	NS-2700-450/500/650, NS-2701-450/500/650
F	O-I-08-1	另增手動排水控制系統-Ø8" Additional Manual Water Draining Control System-Ø8"	NS-2700-450/500/650, NS-2701-450/500/650
G	O-I-09-1	另增氣動排水控制系統-Ø8" Additional Pneumatic Water Draining Control System-Ø8"	NS-2700-450/500/650, NS-2701-450/500/650
H	O-I-53-02	手動入藥水盒系統 Manual Chemical Feeding System	NS-2700-450/500/650, NS-2701-450/500/650
I	O-I-10-4	速度控制器系統7.5kW Speed Control System 7.5kW	NS-2700-450, NS-2701-450
	O-I-10-5	速度控制器系統11kW Speed Control System 11kW	NS-2700-500/650, NS-2701-500/650

型號 Model	容量(LBS) Capacity	電源 Power Supply	馬達 (kW) Motor	耗蒸汽量(kg/hr) Steam Consumption	內膽尺寸(mm) Inner Drum Size	外膽尺寸(mm) Outer Drum Size	水容量(L) Water Capacity	入水口Water Inlet(inch)	出水口Water Outlet(inch)	洗衣速度 (RPM) Washing Speed	機身尺寸(mm) Machine Size	
NS-2700-450	450	3PH/380V/50Hz	7.5	170*	Ø1100x2260x3	Ø1250x2440x2	1497	Ø2"x2	Ø8"	30~33	3240x1730x1770	
NS-2701-450							1573					
NS-2700-500	500		11	200*	Ø1220x2260x4	Ø1370x2440x2	1798	Ø3"x2				3270x1860x2000
NS-2701-500							1882					
NS-2700-650	650		11	260*	Ø1370x2260x4	Ø1500x2440x2	2185	Ø3"x2				3270x1990x2070
NS-2701-650							2277					



藝誠(余氏)發展有限公司 Ngai Shing Development Limited

香港九龍長沙灣永康街52號地下
G/F., 52 Wing Hong St.,
Cheung Sha Wan, Kln., Hong Kong.

Tel: (852) 2741 9981, 2742 0078 E-MAIL: info@ngaishing.com
Fax: (852) 2785 3149 Http://www.ngaishing.com