

SPECIFICATIONS SHEET FOR THE PL-EG01

Fixture : Path Light

Name: PL-EG01

Type: Low Voltage LED

Beam spread: 120° (Frosted and clear for option)

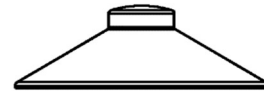
Operating Voltage: 9V - 16V AC/DC

Wattage: 2W(Min)—5W(Max)

Color Temp: 2700K/3000K

Wire Lead: SPT-1W 2*18AWG

Lumen Output: 160LM - 400LM



← Glass



← LED and Driver Module

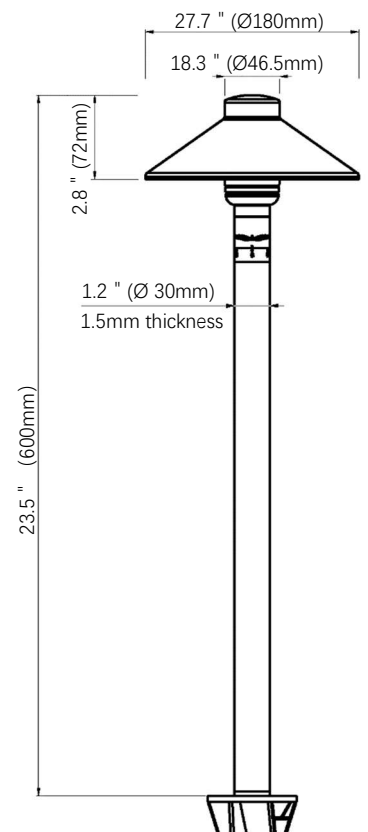


Function Description:

1. PL-EG01 can be used as path lighting
2. The rotating eagle is dimmable between 2W-5W;
3. The lamps have no glare;
4. The LED module and driver module both can be replaced.

Structure:

1. Use virgin copper for production;
2. The product is dustproof and waterproof, and can prevent insects enter;
3. Use high transparency high borosilicate glass;
4. All electronic drivers comply with US and Canadian electrical codes.



Safety Instructions :

Turn power OFF or unplug fixture and allow it to cool before replacing lamp.

Lamp gets HOT quickly. Contact only switch/plug when turning on.

Do not touch hot lens, guard, or fixture housing until it has cooled.

Keep lamp away from combustibles.

The internal module is very hot, do not touch it before cooling..

Do not operate the fixture fitting with a missing or damaged shield.

For outdoor use only.

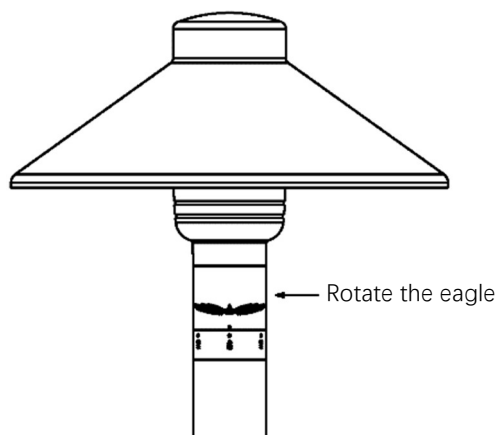
Make sure the power is turned OFF before installing or servicing this fixture.

Lighting fixture installation instructions:

1. Disconnect the transformer from the main power supply;
2. Insert the wire through the ground stake and connect it to the main wire

Module replacement instructions:

1. Unscrew the module from the light pole and glass tube for replacement.



Warning:

Risk of electrical shock. Install all fixture 10 feet (3.05m) or more from a pool,spa,or fountain.

This fixture is to be used with a low voltage power supply that does not exceed 15V.

The copyright of the eagle pattern on the fixture body belongs to LED Story.